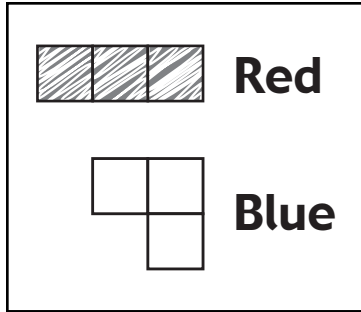
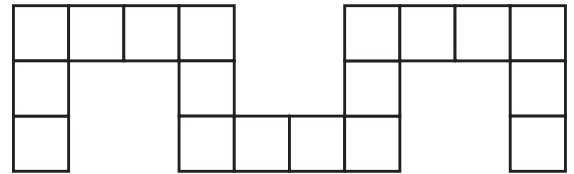
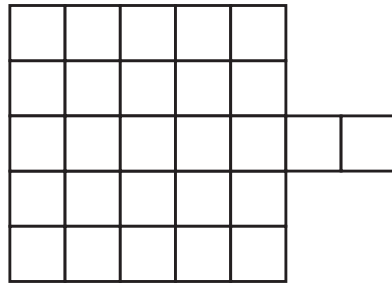
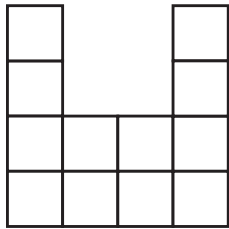
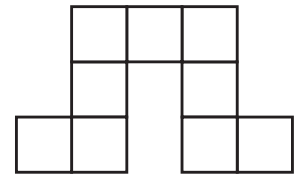
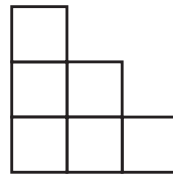
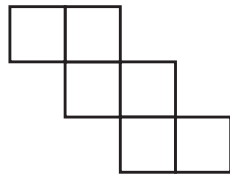



Name \_\_\_\_\_

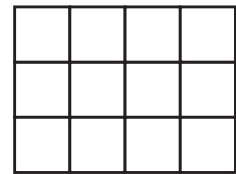
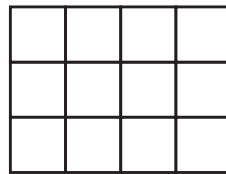

# Making Figures with Squares




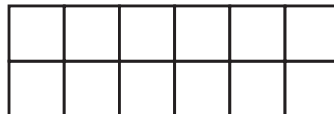



1. Make multiple copies of the figures in the box and color them red and blue.
2. Each figure below can be made from red figures, blue figures, or both red and blue figures.
3. Use red and blue pieces to show how to cover each figure.




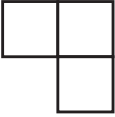
Cover the three rectangles in different ways.



Find as many ways as you can to make the rectangle from red and blue pieces.



# Making Figures with Squares

	<b>Red</b>
	<b>Blue</b>

Make multiple copies of the figures in the box and color them red and blue.

