









Cluster Word Answers

<p>1. New Moon (start of cycle) Moon is almost directly between the sun and the Earth. Moon looks dark. We see no reflected light.</p>	
<p>2. Waxing Crescent Moon A bit of the sunlit side of the moon shows. It forms a crescent.</p>	
<p>3. First Quarter Moon The moon is a quarter of its way around the Earth. It is in its first quarter phase. We see it as half-lit. It is sometimes called a half-moon.</p>	
<p>4. Waxing Gibbous Moon The moon is waxing between a first quarter moon and a full moon. It is called a gibbous moon.</p>	
<p>5. Full Moon Two weeks have passed since the new moon. The entire face of the moon we see shines.</p>	
<p>6. Waning Gibbous Moon The moon is waning between a full moon and a last quarter moon. It is a gibbous moon.</p>	
<p>7. Last Quarter Moon The moon is three-quarters of its way around Earth. It is in its last quarter phase. We see it as half-lit. It is sometimes called a half-moon.</p>	
<p>8. Waning Crescent Moon A bit of the sunlit side of the moon shows. It forms a crescent. We see a small sliver of the moon.</p>	
<p>9. New Moon (cycle starts again) Moon is almost directly between the sun and the Earth. Moon looks dark. We see no reflected light.</p>	