
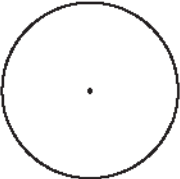

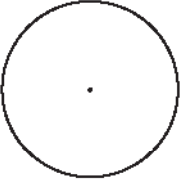

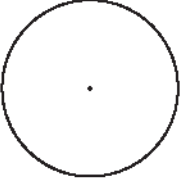

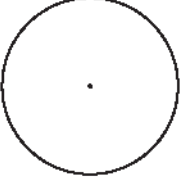

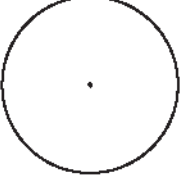
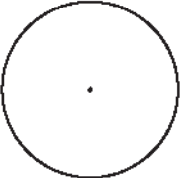


Activity Record Sheet

	Draw It	Example	Summarize Using Fractions
Round 1		Show 	$\frac{1}{2}$ = one red $\frac{1}{2}$ = one yellow
Round 2		Show 	
Round 3		Show 	
Round 4		Show 	
Round 5		Show 	
Round 6		Show 	Use fractions to describe the jelly beans by color. Compare the data and make generalizations.
Sort jelly beans by color and record on this paper strip. Cut and curl around the circle. Use as a guide to mark the circle and make a circle graph.			
