


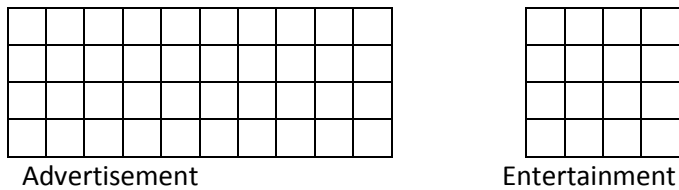
## Organizing Board Space

(These examples help students think about the benefit of using unit rate when comparing the areas. Invite students who used fractions, decimals or percents to come up and represent the examples on the board that way. Discussion of their examples, would be a great segue to a:b representation for a ratio.)

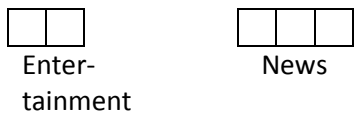
Entertainment category takes up 5sq cm of one whole page.



The area of entertainment was 16sq cm and the area of advertisement was 40sq cm.



For every 2 sq cm of entertainment, there is 3 sq cm of real news



For every 1 sq cm of entertainment there is 1.5 sq cm of real news

