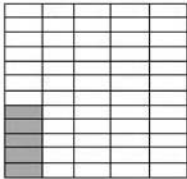


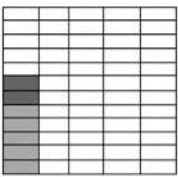
Dice Addition Graph



1. Roll two dice of different colors

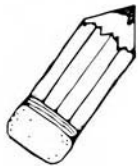


2. Color in graph for the number of 1st die.



3. Color in graph for the number of 2nd die.

$$5+2=7$$



4. Record equation below the graph.