
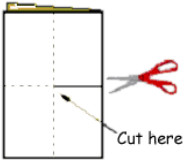
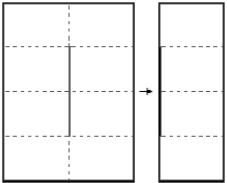
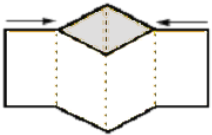



Name _____

RUBRIC for "Getting to Know You"

	0	1	2	3	4
Number BOLDLY displayed	Made no effort to complete the project.	There, but had to be pointed out	Hard to see	Easy to see	Easy to see, stands out
Ways that the # is shown		1 way	2 ways	3-4 ways	5 or more ways
Neatness		Unreadable, sloppy	Hard to read, 5- 8 mistakes or extra marks	Easy to read, 2-4 mistakes or extra marks	Easy to read, no erasures or scribbling ready to be published.
Activities completed		1-2	3-4	5-6	7-8
Paragraph Convention, No Name, will take away 1 point.		Many grammatical, spelling, or punctuation errors.	3-5 grammatical, spelling or punctuation errors.	1 or 2 grammatical, spelling or punctuation errors.	Thoughts are clear and easy to understand. Correct form: grammatical, spelling and punctuation.
Punctual		3 or more days late	2 days late	1 day late	On time

Instructions for Folding Book

	1 – Fold paper into 8 sections
	2 – Along the long side of the paper, fold symmetrically in half. Cut along the center line until you reach the first vertical fold
	3 - Open the paper so that eight sections are showing. Fold the page over horizontally.
	4 - Hold on to each side and gently push the ends together to form the pages of the book.
	5 - Fold the front and back covers around so that the corners meet. Crease well.