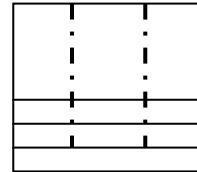







Layered Foldable

Directions for a three flap layered Foldable: Stack two different colored sheets of paper in a vertical position so that the top of each page is about $\frac{5}{8}$ of an inch lower than the one beneath it. Turn the stack backwards and fold the top of the stack down giving you four flaps. Staple at the very top to keep the pages together. Clip the top 3 flaps as shown by the dotted lines below dividing these flaps on the Foldable into thirds.



Label the flaps as shown below.

| | | |
|---|--|--|
| <p>Representing Fractions</p>  | <p>Representing Decimals</p>  | <p>Representing Percents</p>  |
| <p>Where do I see fractions?</p> | <p>Where do I see decimals?</p> | <p>Where do I see percents?</p> |
| <p>Pictures model fractions</p> | <p>Pictures model decimals</p> | <p>Pictures model percents</p> |
| <p>Words and symbols</p> | <p>Words and symbols</p> | <p>Words and symbols</p> |