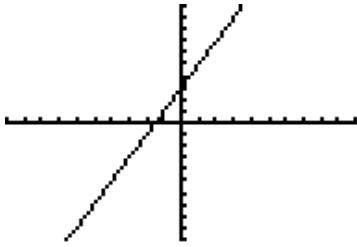


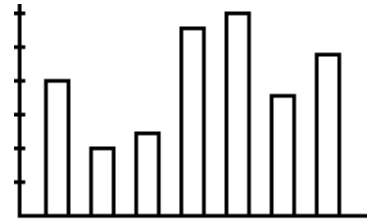
Types of Graphs

The graphs below have been sorted into two groups based on their characteristics. Write an explanation for what qualifies a graph to be in the left column. Sketch a graph on your paper that could be included in the left column.

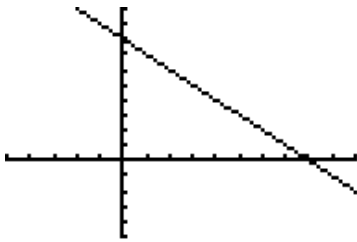
a.



b.

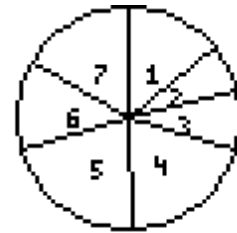


c.

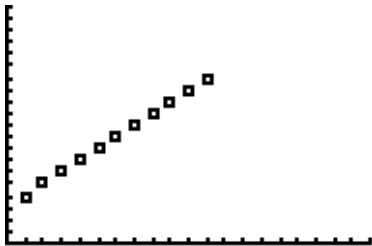


d.

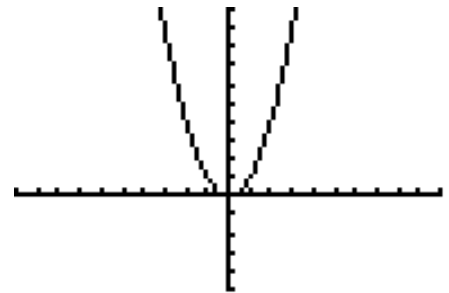
1: 10
2: 5
3: 6
4: 14
5: 15
6: 9
7: 12



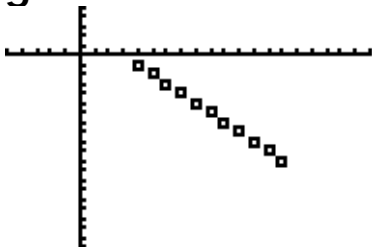
e.



f.



g.



h.

