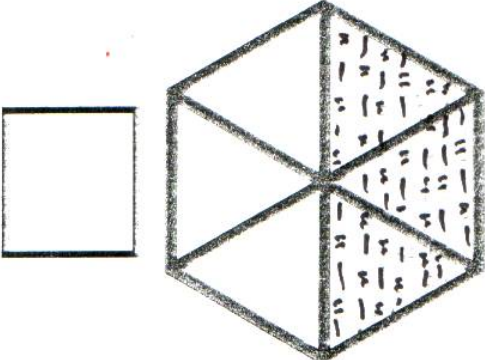
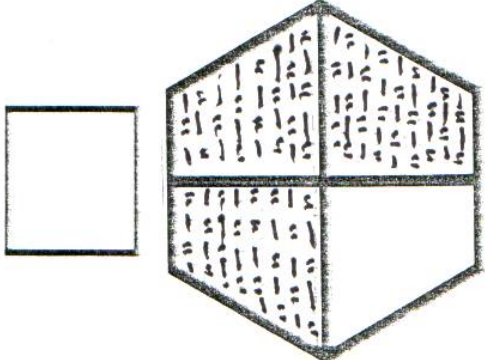
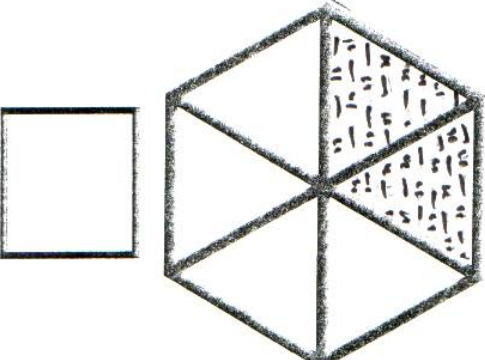
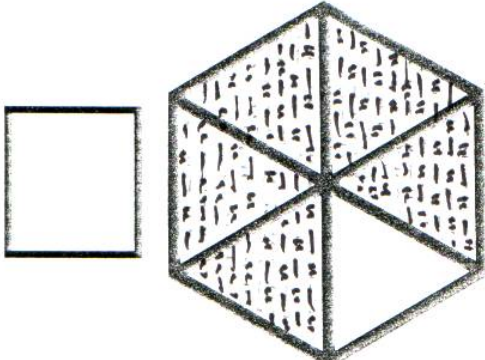
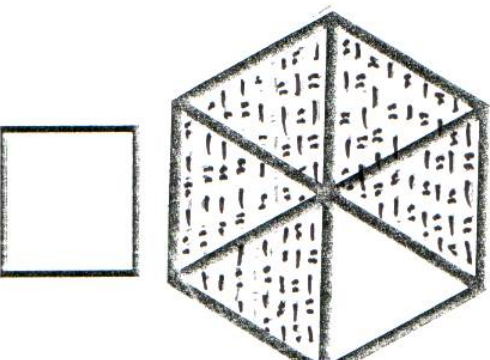
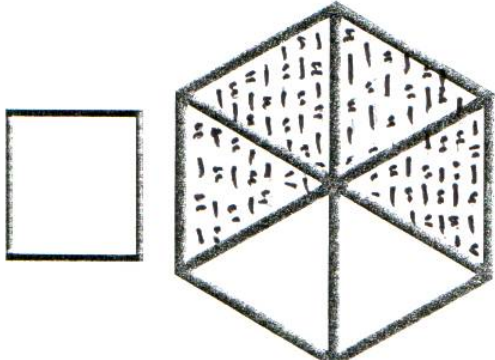


Fraction Cards

Fraction Cards

 <p>A square is shown to the left of a cube. The cube has two of its six faces shaded with a stippled pattern: the top face and the right-side face.</p>	 <p>A square is shown to the left of a cube. The cube has three of its six faces shaded with a stippled pattern: the top face, the right-side face, and the front face.</p>
 <p>A square is shown to the left of a cube. The cube has four of its six faces shaded with a stippled pattern: the top face, the right-side face, the front face, and the bottom face.</p>	 <p>A square is shown to the left of a cube. The cube has five of its six faces shaded with a stippled pattern: the top face, the right-side face, the front face, the bottom face, and the left-side face.</p>
 <p>A square is shown to the left of a cube. All six faces of the cube are shaded with a stippled pattern.</p>	 <p>A square is shown to the left of a cube. Only one of its six faces is shaded with a stippled pattern: the top face.</p>

Fraction Cards

