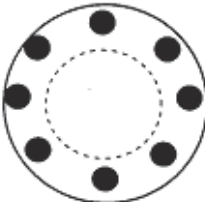


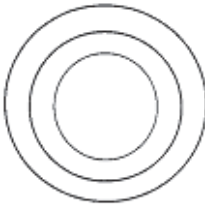









Plant Identification

	Grasses	Grasslike sedges	Forbes	Shrubs
Stems	 Hollow or Pithy	 Solid, not Jointed	 Solid	 Growth rings Solid
Leaves	 PARALLEL VEINS		 "VEINS" are NETLIKE	
	 LEAVES on 2 sides	 LEAVES on 3 sides		
Example				

Grasses – These have hollow stems that are jointed and leaves with parallel veins. The leaves come off the stem in opposite directions.

Grass-like sedges – These resemble grasses but have solid, triangular stems with no joints. The leaves have parallel veins but they come off the stem in three directions. This group also includes rushes which have round, hollow stems with very small or no leaves.

Forbs – These generally have broad leaves with net-like veins. The stems are solid or spongy and they die back to the ground every year.

Shrubs and trees – These have woody stems that remain alive all year. The leaves tend to have net-like veins. Rarely do shrubs grow taller than 13 feet. Trees are similar to shrubs in that they generally have a single woody stem but grow taller than 13 feet.