

Name_____ Period_____

FREE ENTERPRISE

Free enterprise_____

Marketing _____

Entrepreneur_____

Customer Service _____

Brand Loyalty _____

Advertising _____

The 4 P's of Marketing

P_____	P_____
1.	1.
2.	2.
3.	3.
4.	4.

<p>P_____</p> <p>1.</p> <p>2.</p> <p>3.</p>	<p>P_____</p> <p>1.</p> <p>2.</p> <p>3.</p> <p>4.</p>
---	---



The Business Plan



Group Members: _____

PRODUCT What product will you be selling?	PLACE Where in the school do you think it will be most beneficial to sell your product?
PRICE How much money will you sell your product for?	PROMOTION How will you make your product know to the school?

Our target audience is: _____

Our slogan is: _____

Our strategy for marketing is: _____

What approach are you going to use to make more sales?

-
-
-
-
-

Recipe for product

Ingredients _____

Directions: _____

How much does one recipe yield? _____

What is the estimated cost per recipe? _____

What are any other items or equipment you may need for your product? (ex. Spoons, cups, straws, etc.)

Name _____ Period _____

Free Enterprise Group Participation Evaluation

Self Rating

You:	Always	Most of the time	Some of the time	Never
Positively participate within the group				
Help keep group on task				
Are focused on task for the entire time				
Are a valuable part of the team				
Give valuable input to the discussion				
Complete all assigned task on time				
Stay with group the entire time				

Write the group member's name in the box next to "Group Member" so I know who you are grading.

Group Member:	Always	Most of the time	Some of the time	Never
Positively participate within the group				
Helps keep group on task				
Is focused on task for the entire time				
Is a valuable part of the team				
Gives valuable input to the discussion				
Complete all assigned task on time				
Stays with group the entire time				

Group Member:	Always	Most of the time	Some of the time	Never
Positively participate within the group				
Helps keep group on task				
Is focused on task for the entire time				
Is a valuable part of the team				
Gives valuable input to the discussion				
Complete all assigned task on time				
Stays with group the entire time				


Group Member:	Always	Most of the time	Some of the time	Never
Positively participate within the group				
Helps keep group on task				
Is focused on task for the entire time				
Is a valuable part of the team				
Gives valuable input to the discussion				
Complete all assigned task on time				
Stays with group the entire time				

Group Member:	Always	Most of the time	Some of the time	Never
Positively participate within the group				
Helps keep group on task				
Is focused on task for the entire time				
Is a valuable part of the team				
Gives valuable input to the discussion				
Complete all assigned task on time				
Stays with group the entire time				


Interior Design Project

15 points


Fold large paper to create a house. Design and color the exterior of your home.




Fold in half



Fold each side toward the center



Open each side flap and center it



Draw doors, windows, etc on exterior and color

15 points

Look through the provided floor plans to find a home that you like. Draw the floor plan in the first section when you open your paper house. Label the dimensions for each room as indicated on your floor plan.

25 points

Choose one room from your floor plan to decorate (preferable family or living room, game room, loft, etc.) You will need to draw an enlarged version of the room on the inside of your paper house. Use the floor plans to find the dimensions of your room. Measure $\frac{1}{4}$ " for every foot. (For example if the room you plan to design is 13' x 16' you would draw a rectangle that is $3\frac{1}{4}$ " x 4".) Remember to draw in windows, doors, fireplaces, etc. Use the sample furniture or draw your own to create a pleasing layout for your room. Experiment with different arrangements by moving furniture to different spaces in the room. Neatly glue down or draw in your final/ best arrangement for your room. Label the furniture and parts of the room. Remember leave enough space around furniture for their function. Also include colors and patterns you would use to make the room interesting.

15 points

Choose a color scheme for your room to focus on for your room. In the inside of your paper house, attach a minimum of 3 fabric sample(s) and/or paint swatches that you will use to inspire your room's décor. Label the swatches for what they would correspond with in the room. Consider the function/use of the room along with your color scheme and your taste. You can also include magazine pictures to show what would be in the room for extra credit.

15 points

On the back of the house, write 1-2 paragraphs describing what you like about your house and why you chose the designs you did.

15 points

For neatness, effort, and participation. (Colored neatly, No smudges, Glue Drops, etc.)