



Color Boards (Mood Board)

I give each student a color scheme to work with and they need to create a color board or a mood board using that color scheme as a point of inspiration. Sherwin Williams has paint-chip samples that have popular color combinations on them, if you ask they'll let you take as many as you want for free, generally. I have the students pick their card blindly so they can't see what they are selecting, then they have to create an Olioboard with 15-20 items including: flooring, furniture, wall treatments and decorative accessories. Students can also create a more traditional mood board using actual samples.






Trashketball Review Game

Divide the class into two teams. Have each team send a representative to the front of the room. You ask a review question. The first team representative to ding a bell (or, if your students are like mine and have broken three of your bells, a Post-It note that one student can be in charge of making go "ERRRR!!" when buzzed) gets to answer the question for their team for three points. If the answer is incorrect, the other team gets a chance to answer for three points.

Then, whichever representative answers correctly gets a chance to shoot the trashketball (i.e. a special ball of trash) across the room into a trash can for an additional two points. I make the question worth more than the trash so that nobody gets harassed if they miss. Also, be sure to check the trash can ahead of time for things like used Kleenex or the cheese from your Lean Pocket.

Also, there's this weird phenomenon that happens in Trashketball. The kids who are the star athletes and talk a huge game usually miss when they throw it, and the quietest, least athletic kids are often the ones who make the insane, across-the-room shots for 50 kazillion points. Just play it; you'll see what I mean.



Olioboard

I love this website! www.olioboard.com it's very user-friendly and pretty easy to navigate. My students have really enjoyed it also. Here are some ways I have used it in class:

1. Personal-style mood board. I have had them put together a board of things they like and use it as a cover page for their binders.
2. Balance activity. Have them create an example of symmetrical and asymmetrical balance.
3. Color boards. They created a mood board for a color scheme of a room. They had to include at least 15 items that you would find in their selected room. I gave them a paint card with a color scheme on it that served as their starting point.

