

COLORWORKS

Jana Pendleton

Herriman High School

FCS Summer Conference 2016

jana.pendleton@jordandistrict.org


- “IF YOU DON’T
KNOW YOU
HAVE IT,
OR YOU CAN’T
FIND IT...
IT IS OF NO
VALUE TO YOU!”



8 Things You Didn't Know About Your Messy Desk

While Growing Up...

- Mom had 9 kids...
- We all had a color
- No Kidding!
- Towels
- Hangers
- Cups

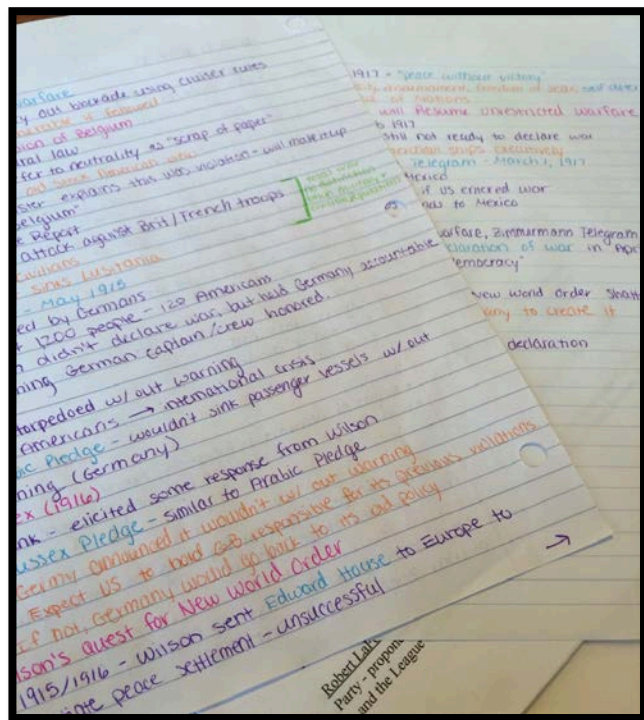


- Organized Sock Drawer
- Clothes in color order



Did Any of it Stick?

- Taking Notes in School –
 - Colors are So Much Easier to Remember
- Memorizing all of those B Vitamins!
 - Here is my closet today!!



thanks
mom

While Attending Ricks College...

- Field Trip...
 - Utah Curriculum
 - Clothing
 - Foods
 - Child Development
 - Design
- Obviously impressed, this stayed with me
- Intro to Home Ec. Ed Resource File Assignment...



Personal Finance File System

- Personal Docs
- \$ Management/Banking
- Credit Accounts
- Investments
- Home – Mortgage, etc.
- Insurance – Life, Auto
- Medical – Current Year/
Past Procedures, Records
- Taxes/Divorce Papers
- Miscellaneous



So Why Does Any of This Matter to You Today?

- I promise it will make YOUR life easier...
- Lost my Short-term Memory
- My coping methods
 - Procedures
 - Colors



How I Started Out...



First Teaching Job @ Madison High School – Rexburg, ID

- One of my favorite teachers opened up her files to show me...
- Bet you cannot guess what it looked like?



So This is What I Did...

- Each Subject had its own Color
 - Fashion
 - Life Management
 - Advanced Foods
- Simple Colored Labels
- Plain white view-binder w/ solid color Label & Spine – 1 for each unit
- LONG before *fun fonts* and Google images



It all Worked Great Until I Moved to a New Job...PGHS

- Adult Roles & Financial Literacy for all 6 periods!
- So I chose to color code the class periods instead...

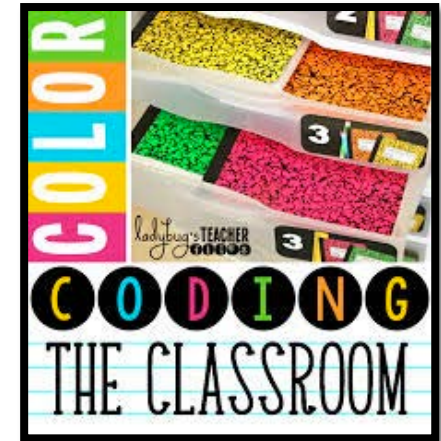
A Day	B Day
1 st Class	1 st Class
2 nd Class	2 nd Class
3 rd Class	3 rd Class

It doesn't matter which actual class period number it is, just the order in which taught on either day...

WARNING:

Do Not Feel Overwhelmed!

- Definitely a WORKING PROCESS...
- Do what works for YOU...
- Baby Steps...I've added a couple of new things each year
- Remember...I started all of this in 1995...long before




In Box/Daily Objective

Turn In Baskets



Participation Sheets

Participation Sheets & Parental Consent Forms/Receipts




Baskets/ Clip Boards & Seating Charts

Great place to put
anything needed
for class...items left
in classroom,
handouts,
reminders, etc.



Absent Students Test Answer Sheets




KEEP STUDENT'S WORK IN CLASSROOM

Gotta Love Duct Tape!



Grade Sheets



- Print Blank Rosters on Skyward
- Record Grades
- Once in Computer Highlight Scores in Class Color
- Easy to See if Recorded Yet on Computer

Next New Job...RHS

- Now I had...
 - 1st Period
 - 3rd Period
 - 4th Period
 - 5th Period
 - 7th Period
 - 8th Period
- And...
 - Interior Design 2
 - Creative Foods
 - Interior Design 1
 - Adult Roles
 - Creative Foods
 - Interior Design 1

A stack of spiral-bound notebooks is shown on a wooden surface. The notebooks have various colored covers: red, black, and dark blue. Some have labels with text like '2014-15', '2015-16', and '2016-17'. One dark blue notebook has handwritten text: 'HHS', 'Rothman (D)', '101-12 (p. 10)', '102-13 (p. 10)', and 'CD (4)'.



FIRST DAY!			
	AUG 22 monday	AUG 23 tuesday	AUG 24 wednesday
1 st hr			
2 nd hr			
3 rd hr			
4 th hr			

Keep Yourself Organized



Why Each Subject Has its Own Color!




What Did We Do Last Time?

Friday

What did we do last time in General Financial Literacy?

Comments: _____

Date: 4/30 Topic of Day: Stock Market



Lesson and Activities	Gr	Str	Assess and the Link Up and/or Turn In (GOL)
Stock Market Game on computers			
Staple to blue Stock folder			X DUE
if not finished - take home + use internet Turn in next			



Another New Subject...

What Color to Use Next?


- Child Development
- Early Childhood Ed
- Preschool



Child Development



- Consistently colored packets
- Turned into books
- Use tubs for storage by table color



Child Development

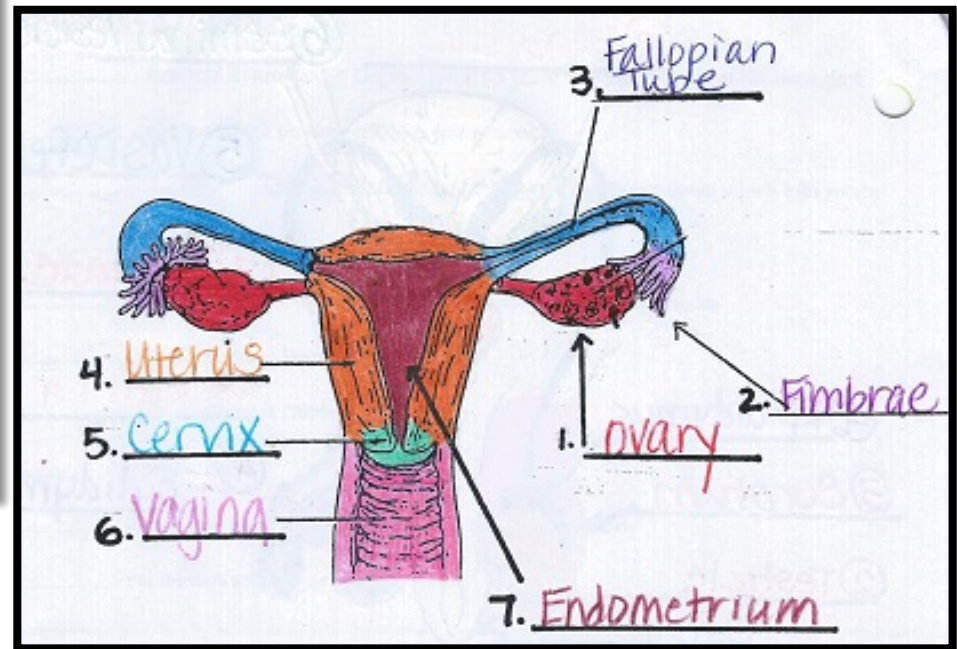
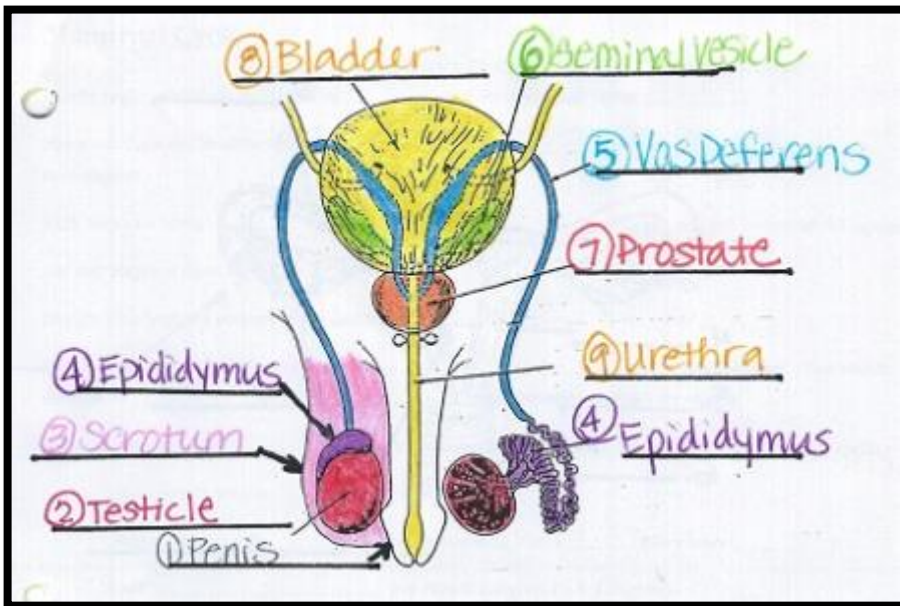


Child Development

- Storybooks
- Tape on Spine to Match Packet it Corresponds to



When teaching reproduction,
I found they learned it MUCH better by
color coding the body parts....
corresponding the colors of similar organs
from male to female...

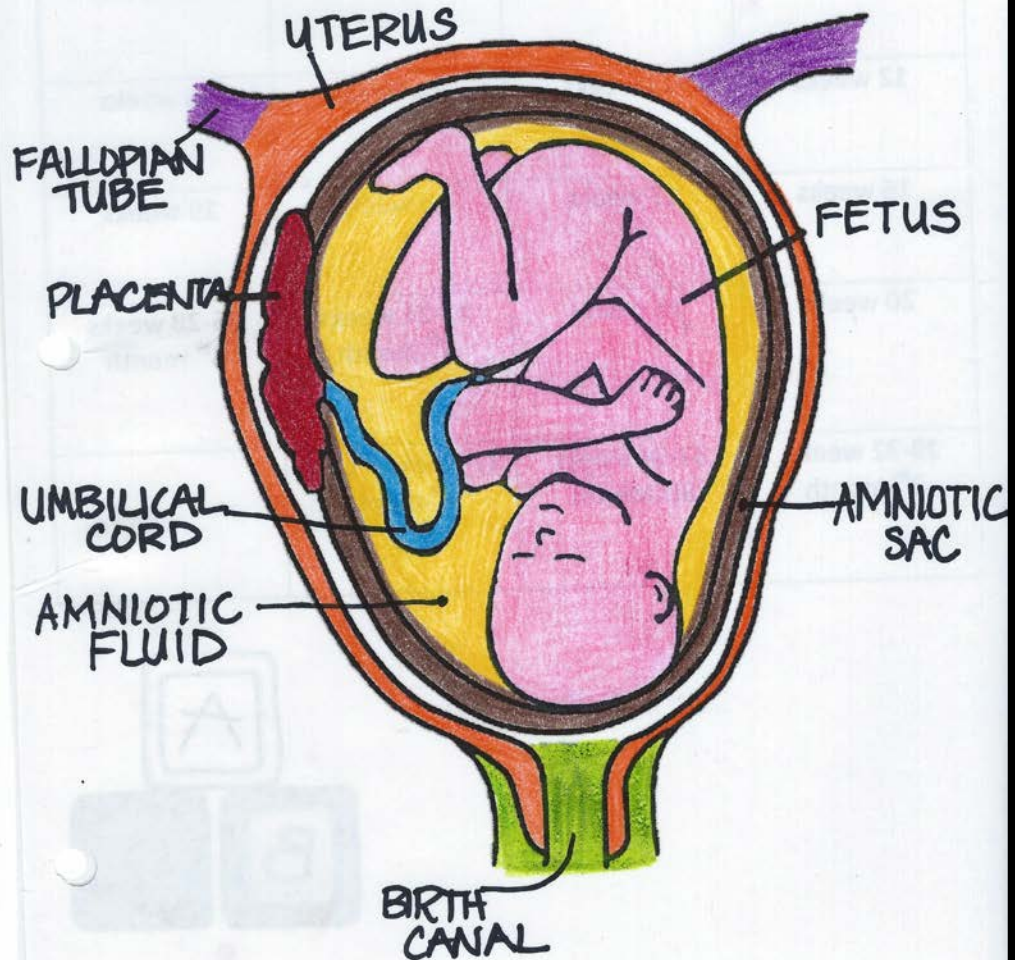


Please return this Power
Point information to the
Mrs. Pendleton!!!!

and Color the Baby in Utero

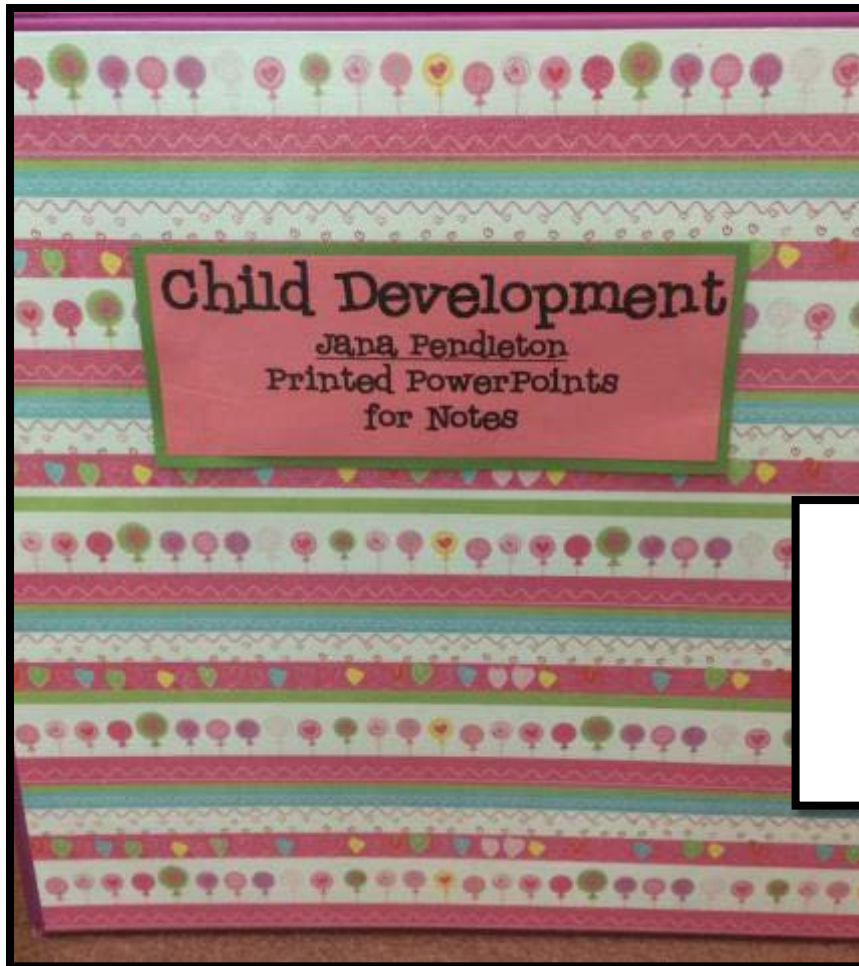
Label	Color
Fetus	Pink
Amniotic Sac outline	Brown
Amniotic Fluid	Yellow
Umbilical Cord	Blue

Label	Color
Uterus	Orange
Fallopian Tube	Purple
Placenta	Red
Birth canal	Green



Also with
Fetal Development!

Printed PowerPoints



Please return this Power
Point information to
Mrs. Pendleton!!!

Please return this Power
Point information to
Mrs. Pendleton!!!

Please return this Power
Point information to
Mrs. Pendleton!!!

Please return this Power
Point information to
Mrs. Pendleton!!!

Please return this Power
Point information to
Mrs. Pendleton!!!

Please return this Power
Point information to
Mrs. Pendleton!!!

Please return this Power
Point information to
Mrs. Pendleton!!!

Please return this Power
Point information to
Mrs. Pendleton!!!

Please return this Power
Point information to
Mrs. Pendleton!!!

Please return this Power
Point information to
Mrs. Pendleton!!!

Please return this Power
Point information to
Mrs. Pendleton!!!

Please return this Power
Point information to
Mrs. Pendleton!!!

Please return this Power
Point information to
Mrs. Pendleton!!!

Please return this Power
Point information to
Mrs. Pendleton!!!

Please return this Power
Point information to
Mrs. Pendleton!!!

Please return this Power
Point information to
Mrs. Pendleton!!!

Please return this Power
Point information to
Mrs. Pendleton!!!

Please return this Power
Point information to
Mrs. Pendleton!!!

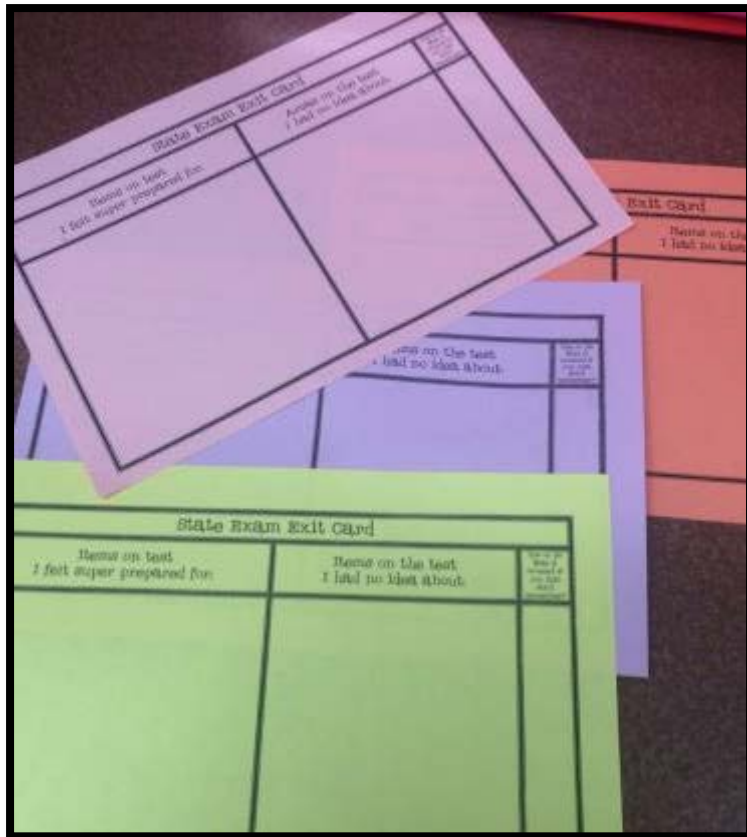
Please return this Power
Point information to
Mrs. Pendleton!!!

Please return this Power
Point information to
Mrs. Pendleton!!!

Please return this Power
Point information to
Mrs. Pendleton!!!

Please return this Power
Point information to
Mrs. Pendleton!!!

State Exam Exit Sheets



- Anonymous...
- By Subject Color
- On Back, Evaluate the Class Itself


Interior Design



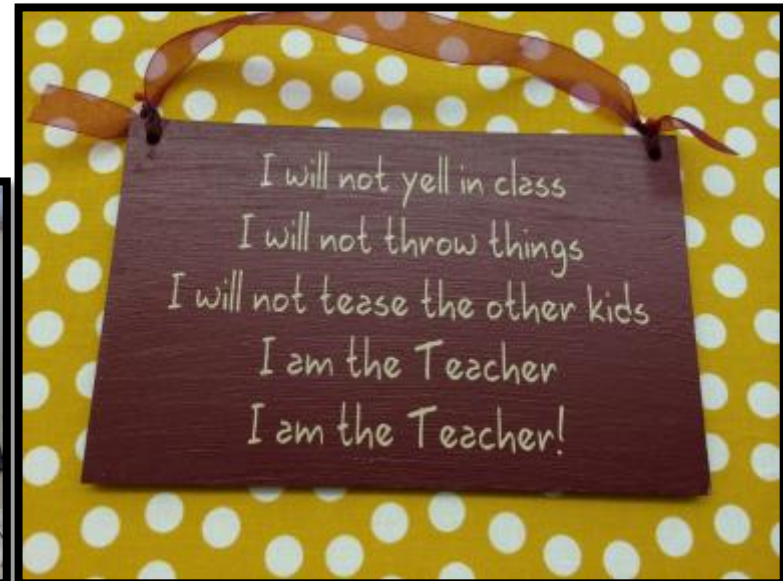

Magazine Bins



Each Unit Specific Color in Interior Design...Sample Folders




Other Fun Things...



Resources –

Anything I find that comes in all six colors of the rainbow is purchased and then used when I figure out what to do with it!

- CALLOWAY HOUSE



- REALLY GOOD STUFF

