



## Chapter in Review Display

**Chapter in Review Display**, a *team event*, recognizes chapters that develop and implement a well-balanced program of work and promote FCCLA and Family and Consumer Sciences and/or related occupations and skills to the *community*. Participants must prepare a **display** and an **oral presentation**.

### EVENT CATEGORIES

**Junior:** through grade 9

**Senior:** grades 10–12

**Occupational:** grades 10–12

See page 84 for more information on event categories.

### PROCEDURES & TIME REQUIREMENTS

1. At the designated participation time, participants will have 5 minutes to set up a *display*. Other persons may not assist.
2. The oral presentation **may be up to 15** minutes in length. A one-minute warning will be given at 14 minutes. Participants will be stopped at 15 minutes.
3. If audio and/or visual recordings are used, they are limited to a 3 minute playing time during the presentation.

4. Following the presentation, evaluators will have 5 minutes to interview participants.
5. Following the interview, evaluators will have 5 minutes to review the *display*.
6. Evaluators will have up to 5 minutes to use the rubric to score and write comments for participants.

### ELIGIBILITY & GENERAL INFORMATION


1. Review “Eligibility and General Rules for All Levels of Competition” on page 87 prior to event planning and preparation.
2. A table or freestanding space will be provided. Participant(s) must bring all necessary supplies and/or equipment. Wall space will not be available.
3. **Access to an electrical outlet will not be provided.** Participants are encouraged to bring fully charged devices such as laptops, tablets, etc., to use for audiovisual presentation.
4. Items within the *display* may be used as in- hand *visuals* during the oral presentation, but must be returned within *display dimensions* when done.

#### GENERAL INFORMATION

Individual or Team Event	Prepare Ahead of Time	Equipment Provided	Electrical Access	Participant Set Up / Prep Time	Room Consultant & Evaluator Review Time	Maximum Oral Presentation Time	Evaluation Interview Time	Total Event Time
Team	Display, Oral Presentation	Table	Not provided	5 minutes	5 minutes after presentation	1-minute warning at 14 minutes; stopped at 15 minutes	5 minutes	35 minutes

#### PRESENTATION ELEMENTS ALLOWED

Audio	Costumes	Easel(s)	File Folder	Flip Chart(s)	Portfolio	Props/Pointers	Skits	Presentation Equipment	Visuals
■	■					■	■	■	■





## CHAPTER IN REVIEW DISPLAY Specifications

### Display

A *display* should be used to document and illustrate the chapter's program of work.

The *display* may be either freestanding or tabletop. Freestanding *displays* should not exceed a space 48" deep by 60" wide by 72" high, including *audiovisual equipment*. Tabletop *displays* should not exceed a space 30" deep by 48" wide by 48" high, including any *audiovisual equipment*. Information or *props* outside the *display* will be considered part of the *display* and subject to penalty (tablecloths, storage items, boxes below the table, etc.). Scrapbooks, *flip charts*, *portfolios*, and *photo albums* are not allowed. Each *display* must include a *project identification page* and a *Planning Process* summary page.

Project Identification Page	One 8 ½" x 11" page on <i>plain paper</i> , with no <i>graphics</i> or decorations; must include participants' name(s), chapter name, school, city, state, FCCLA national region, event name, and project title.
FCCLA Planning Process Summary Page	One 8 ½" x 11" summary page of how each step of the <i>Planning Process</i> was used to plan and implement the chapter's program of work; use of the <i>Planning Process</i> may also be described in the oral presentation.
Evidence of Online Project Summary Submission 	Complete the online project summary form located on the STAR Events Resources page of the FCCLA national website and include proof of submission on the display.
Membership Campaigns	Actively recruit new members and maintain <i>current</i> ones through creative and innovative <i>campaigns</i> .
Meetings	Schedule and indicate attendance at chapter, district/regional, state, and/or national meetings.
Recognition Activities	Conduct and participate in ceremonies; and recognize chapter members for their efforts.
Leadership, Competitive, Cooperative, and Individualized Projects/Activities	Engage chapter members in leadership activities, competitive events, cooperative projects, and individualized activities.
Community Service Activities	Plan and conduct service projects benefiting the school and/or <i>community</i> .
Chapter Resource Development	Maintain adequate chapter finances through fundraising <i>campaigns</i> or other efforts.
Chapter Budget 	Document the flow of money in and out of the chapter budget for the <i>current</i> year. Budget template available at <a href="http://www.fcclainc.org/content/resources">www.fcclainc.org/content/resources</a>
State and National Programs	Complete project activities related to state and <i>national programs</i> .
Public Relations Efforts	Use a variety of public relations techniques to increase public awareness of FCCLA and Family and Consumer Sciences and/or related occupations.
Appearance	<i>Display</i> should be neat, legible, <i>professional</i> , and creative and use correct grammar and spelling.

## Chapter in Review Display Rubric (continued)

### Oral Presentation

The oral presentation **may be up to** 15 minutes in length and is delivered to evaluators. The presentation should describe the chapter's year-long program of work and how it was implemented. Participants presenting a *display* may use audio and/or visual recordings, but they are limited to a 3 minute playing time. Participants may not carry in additional *visuals* or *props* for the oral presentation. The *display* may be used as a *visual* during the oral presentation.

Organization/Delivery	Deliver oral presentation in an organized, sequential manner; concisely and thoroughly summarize program of work.
Program of Work	Discuss how program of work allows and reflects the Purposes of FCCLA and Family and Consumer Sciences and members to develop leadership, management, communication, and personal skills by planning, conducting, and evaluating a well-balanced program of work.
Voice	Speak clearly with appropriate pitch, tempo, and volume.
Body Language/Clothing Choice	Use appropriate body language including gestures, posture, mannerisms, eye contact, and appropriate handling of <i>display</i> and notes or notecards if used. Wear appropriate clothing for the nature of the presentations.
Grammar/Word Usage/Pronunciation	Use proper grammar, word usage, and pronunciation.
Responses to Evaluators' Questions	Provide clear and concise answers to evaluators' questions regarding project. Questions are asked after the presentation.



## STAR Events Point Summary Form CHAPTER IN REVIEW DISPLAY

Name of Participant \_\_\_\_\_

Chapter \_\_\_\_\_ State \_\_\_\_\_ Team # \_\_\_\_\_ Station # \_\_\_\_\_ Category \_\_\_\_\_

### DIRECTIONS:

1. Make sure all information at top is correct. If a student named is not participating, cross their name(s) off. If a team does not show, please write "No Show" across the top and return with other forms. Do **NOT** change team or station numbers.
2. Before student presentation, the room consultants must check participants' *display* using the criteria and standards listed below and fill in the boxes.
3. At the conclusion of presentation, verify evaluator scores and fill in information below. Calculate the final score and ask for evaluators' verification. Place this form in front of the completed rubrics and staple all items related to the presentation together.
4. At the end of competition in the room, double check all scores, names, and team numbers to ensure accuracy. Sort results by team order and turn in to the Lead or Assistant Lead Consultant.
5. Please check with the Lead or Assistant Lead Consultant if there are any questions regarding the evaluation process.

ROOM CONSULTANT CHECK			
<b>Registration Packet</b> 0 or 3 points	Picked up by adviser or designated adult during scheduled time		
	No <b>0</b>	Yes <b>3</b>	
<b>Online Event Orientation Documentation</b> 0 or 2 points	<b>0</b> Official documentation not provided at presentation time or signed by adviser	<b>2</b> Official documentation provided at presentation time and signed by adviser	
<b>Display Set-Up</b> 0-1 point	<b>0</b> Participants did not set up their display within allotted time period	<b>1</b> Participants set up display during allotted time period	
<b>Display Dimensions</b> 0-1 point	<b>0</b> Does not fit with the appropriate dimensions/objects not returned within display after presentation	<b>1</b> The display fits/objects returned within display after presentation	
<b>Project Identification Page</b> 0-1 point	<b>0</b> Project ID page is missing or incomplete	<b>1</b> Project ID page is present and completed correctly	
<b>Project Summary Submission Proof</b> 0-1 point	<b>0</b> Project Summary Submission missing	<b>1</b> Project Summary Submission present	
<b>Punctuality</b> 0-1 point	<b>0</b> Participant was late for presentation	<b>1</b> Participant was on time for presentation	

### EVALUATORS' SCORES

Evaluator 1 \_\_\_\_\_ Initials \_\_\_\_\_

Evaluator 2 \_\_\_\_\_ Initials \_\_\_\_\_

Evaluator 3 \_\_\_\_\_ Initials \_\_\_\_\_

Total Score \_\_\_\_\_ divided by number of evaluators

= **AVERAGE EVALUATOR SCORE**

*Rounded only to the nearest hundredth (i.e. 79.99 not 80.00)*

### ROOM CONSULTANT TOTAL

(10 points possible)

### AVERAGE EVALUATOR SCORE

(90 points possible)

### FINAL SCORE

(Average Evaluator Score plus Room Consultant Total)

**RATING ACHIEVED** (circle one) **Gold:** 90-100 **Silver:** 70-89.99 **Bronze:** 1-69.99

**VERIFICATION OF FINAL SCORE AND RATING** (please initial)

Evaluator 1 \_\_\_\_\_ Evaluator 2 \_\_\_\_\_ Evaluator 3 \_\_\_\_\_ Adult Room Consultant \_\_\_\_\_ Event Lead Consultant \_\_\_\_\_



## CHAPTER IN REVIEW DISPLAY Rubric

Name of Participant \_\_\_\_\_

Chapter \_\_\_\_\_ State \_\_\_\_\_ Team # \_\_\_\_\_ Station # \_\_\_\_\_ Category \_\_\_\_\_

DISPLAY							Points
<b>FCCLA Planning Process Summary Page</b> 0-5 points	<b>0</b> Planning Process summary not provided	<b>1</b> Inadequate steps in the Planning Process are presented	<b>2</b> All Planning Process steps are presented but not summarized	<b>3</b> All Planning Process steps are summarized	<b>4</b> Evidence that the Planning Process was utilized to plan project	<b>5</b> The Planning Process is used to plan the project. Each step is fully explained	
<b>Membership Campaigns</b> 0-5 points	<b>0</b> Not evident	<b>1</b> 1 or no campaign shown	<b>2-3</b> Campaigns described		<b>4-5</b> Campaigns are creative, thorough and successful		
<b>Meetings</b> 0-3 points	<b>0</b> No evidence shown	<b>1</b> Meetings held/attended	<b>2</b> Meetings scheduled but attendance not indicated		<b>3</b> Meetings appropriately scheduled with attendance noted at chapter, district/regional, state and/or national levels		
<b>Recognition Activities</b> 0-3 points	<b>0</b> Not evident	<b>1</b> Limited or no activities shown	<b>2</b> Recognition activities are held appropriately		<b>3</b> Recognition activities are creative and built into each event, multiple strategies		
<b>Leadership, Competitive, Cooperative, and Individualized Projects and Activities</b> 0-10 points	<b>0</b> No activities listed	<b>1-2</b> Members participate in 1 of the 4 areas identified	<b>3-4</b> Members participate in 2 of the 4 areas identified	<b>5-6</b> Members participate in 3 of the 4 areas identified	<b>7-8</b> Members participate in each of the 4 areas identified	<b>9-10</b> Members are engaged in each of the 4 areas identified. Strategies result in activities which support and strengthen the program of work	
<b>Community Service Activities</b> 0-5 points	<b>0</b> Not evident	<b>1</b> 1 or no activities shown	<b>2</b> Limited service activities shown	<b>3</b> Service activities are evident and effective	<b>4</b> 2 or more creative and effective service activities with multiple partnerships	<b>5</b> Extensive service activities and effective results	
<b>Chapter Resource Development</b> 0-5 points	<b>0</b> No evidence shown	<b>1</b> Limited evidence of resource development	<b>2</b> 1/more fundraisers or events to generate resources	<b>3</b> Multiple fund development activities with varied results	<b>4</b> Fundraisers and resources sought effectively	<b>5</b> A developed system of seeking resources, fundraisers, donations	
<b>Chapter Budget</b> 0-5 points	<b>0</b> No evidence shown	<b>1</b> Budget is evident but lacks information details	<b>2</b> Budget is evident and may be incomplete	<b>3</b> Budget is adequate but not extensive	<b>4</b> Budget is detailed	<b>5</b> Budget is detailed and follows generally accepted accounting procedures	
<b>State and National Programs</b> 0-5 points	<b>0</b> Not evident	<b>1</b> 1 program with limited scope	<b>2</b> 2 or less activities	<b>3</b> 2 or more activities	<b>4</b> 3 or 4 activities shown with effective results	<b>5</b> 5 or more activities shows with effective results	
<b>Public Relations Efforts</b> 0-5 points	<b>0</b> No evidence	<b>1</b> 1 activity shown	<b>2-3</b> 2 or more activities shown		<b>4-5</b> 3 or more creative and effective activities with a variety of methods including technology		
<b>Display</b> 0-5 points	<b>0</b> Display not used during presentation	<b>1</b> Display has many errors and is not aesthetically pleasing	<b>2</b> Display has minimal appeal	<b>3</b> Display has good word, color, and design choices	<b>4</b> Display has good word, color, and design choice	<b>5</b> Display is creative, appropriate and of high quality	

# Chapter in Review Display Rubric (continued)

Points

ORAL PRESENTATION							
<b>Organization/ Delivery</b> 0 – 10 points	<b>0</b> Presentation is not done or presented briefly and does not cover components of the project	<b>1-2</b> Presentation covers some topic elements	<b>3-4</b> Presentation covers all topic elements but with minimal information	<b>5-6</b> Presentation gives complete information but does not explain the project well	<b>7-8</b> Presentation covers information completely but does not flow well	<b>9-10</b> Presentation covers all relevant information with a seamless and logical delivery	
<b>Program of Work</b> 0-5 points	<b>0</b> Not evident	<b>1</b> Missing or lacks variety		<b>2-3</b> Focuses on a few areas		<b>4-5</b> Shows variety/creativity with comprehensive member involvement. Reflects Purposes of FCCLA	
<b>Use of Display during Presentation</b> 0-5 points	<b>0</b> Display not used during presentation	<b>1</b> Display used to limit amount of speaking time	<b>2</b> Display used minimally during presentation	<b>3</b> Display incorporated throughout presentation	<b>4</b> Display used effectively throughout presentation	<b>5</b> Presentation moves seamlessly between oral presentation and display	
<b>Voice – pitch, tempo, volume</b> 0-3 points	<b>0</b> Voice qualities not used effectively	<b>1</b> Voice quality is adequate		<b>2</b> Voice quality is good, but could improve		<b>3</b> Voice quality is outstanding and pleasing	
<b>Body Language/ Clothing Choice</b> 0-3 points	<b>0</b> Uses inappropriate gestures, posture or mannerisms, avoids eye contact/inappropriate clothing	<b>1</b> Gestures, posture, mannerisms and eye contact is inconsistent/clothing is appropriate		<b>2</b> Gestures, posture, mannerisms, eye contact, and clothing are appropriate		<b>3</b> Gestures, posture, mannerisms, eye contact, and clothing enhance presentation	
<b>Grammar/Word Usage/ Pronunciation</b> 0-3 points	<b>0</b> Extensive (more than 5) grammatical and pronunciation errors	<b>1</b> Some (3-5) grammatical and pronunciation errors		<b>2</b> Few (1-2) grammatical and pronunciation errors		<b>3</b> Presentation has no grammatical or pronunciation errors	
<b>Responses to Evaluators' Questions</b> 0-5 points	<b>0</b> Did not answer evaluators' questions	<b>1</b> Unable to answer some questions	<b>2</b> Responded to all questions but without ease or accuracy	<b>3</b> Responded adequately to all questions	<b>4</b> Gave appropriate responses to evaluators' questions	<b>5</b> Responses to questions were appropriate and given without hesitation	

**Evaluator's Comments:**

**TOTAL**  
(90 points possible)

**Evaluator #** \_\_\_\_\_

**Evaluator Initial** \_\_\_\_\_

**Room Consultant Initial** \_\_\_\_\_