



Life Event Planning

Life Event Planning is an *individual or team event* that recognizes participants who apply skills learned in Family and Consumer Sciences courses to manage the financial costs of an upcoming event. An upcoming event is defined as a planned event that is taking place during the 2016, 2017 or 2018 calendar years. Wedding planning is not an appropriate event topic unless the student or family member is engaged with a wedding date in 2016, 2017, or 2018. “Dream events” with no timeline are not allowed.

Examples of events include, but are not limited to:

- preparing to move into a dormitory room
- hosting a party or celebration
- operating a vehicle for one month
- taking a school or personal trip
- hosting a *family* reunion
- paying initial costs of a new job
- managing personal costs of attending the prom
- paying school expenses for one grade level.

Planning events for the FCCLA chapter, school, or other organization are not appropriate for this event. Participants select an upcoming event in their lives, determine the amount they can budget for the event, and prepare in advance an event *portfolio*. At the event site, participants present the *portfolio* to the evaluators.

EVENT CATEGORIES

Junior: through grade 9

Senior: grades 10–12

Occupational: grades 10–12

See page 84 for more information on event categories.

PROCEDURES & TIME REQUIREMENTS

1. Each entry will submit a *portfolio* (*hardcopy* or *electronic*) to the event room consultant at the designated time for participation.
2. The participant(s) will have 5 minutes to set up for the event. Other persons may not assist.
3. Room consultants and evaluators will have 10 minutes to preview the *portfolio* (*hardcopy* or *electronic*) during setup. The participant must make the *electronic portfolio* accessible to evaluators.
4. The oral presentation **may be up to 10** minutes in length. A one-minute warning will be given at 9 minutes. The participant will be stopped at 10 minutes.
5. If audio or audiovisual recordings are used, they are limited to 1 minute playing time during the presentation.
6. Following the presentation, evaluators will have 5 minutes to interview the participant.
7. Evaluators will have up to 5 minutes to use the rubric to score and write comments for each participant.

(continued next page)

GENERAL INFORMATION

Individual or Team Event	Prepare Ahead of Time	Equipment Provided	Electrical Access	Participant Set Up / Prep Time	Room Consultant & Evaluator Review Time	Maximum Oral Presentation Time	Evaluation Interview Time	Total Event Time
Individual or Team	Portfolio, Oral Presentation	Table	Not provided	5 minutes	10 minutes prior to presentation	1-minute warning at 9 minutes; stopped at 10 minutes	5 minutes	30 minutes

PRESENTATION ELEMENTS ALLOWED

Audio	Costumes	Easel(s)	File Folder	Flip Chart(s)	Portfolio	Props/Pointers	Skits	Presentation Equipment	Visuals
■		■		■	■			■	■

ELIGIBILITY & GENERAL INFORMATION

1. Review “Eligibility and General Rules for All Levels of Competition” on page 87 prior to event planning and preparation.
2. Participants must have completed a course or a unit in consumer management or financial education in a Family and Consumer Sciences program or must have completed a unit of the FCCLA Financial Fitness national program.
3. A table will be provided. Participants must bring all other necessary supplies and/or equipment. Wall space is not available.
4. **Access to an electrical outlet will not be provided.** Participants are encouraged to bring fully charged devices such as laptops, tablets, etc., to use for audiovisual or *electronic portfolio* presentation.



LIFE EVENT PLANNING Specifications

Hardcopy Portfolio

The *portfolio* is a collection of materials used to document and illustrate the work of the project. Materials must be contained in the official FCCLA STAR Events binder obtained from the FCCLA national emblematic supplier. A decorative and/or informative cover may be included. All materials, including the *content divider pages* and tabs, must fit within the cover, be one-sided, and may not exceed 30 pages, as described below. Once a *hardcopy portfolio* has been turned in to the evaluators, participants may not switch to an *electronic portfolio*.

Electronic Portfolio

An *electronic portfolio* may be either in PowerPoint, Prezi, or other electronic format that can be viewed by the evaluators and room consultants prior to the oral presentation. The *electronic portfolio* and the hardware (method) to view it (i.e., *equipment, files, projectors, screens, laptops*) will be turned in to the room consultant at the designated participation time. Participants assume the responsibility of providing the *technology* used to show the evaluators the project. Once an *electronic portfolio* is turned in to the evaluators, participants may not switch to a *hardcopy portfolio*. *Portfolio* may not exceed 41 slides, as described below.

1-8 ½" x 11" page or 1 slide	<i>Project Identification Page</i>	<i>Plain paper</i> or slide, with no <i>graphics</i> or decorations; must include participant's name(s), chapter name, school, city, state, FCCLA national region, event name, and project title.
1-8 ½" x 11" page or 1 slide	Table of Contents	List the parts of the <i>portfolio</i> in the order in which the parts appear.
1-8 ½" x 11" page or 2 slides	FCCLA <i>Planning Process</i> Summary Page	Summarize how each step of the <i>Planning Process</i> was used to plan and implement the project; use of the <i>Planning Process</i> may also be described in the oral presentation.
1 	Evidence of Online Project Summary Submission	Complete the online project summary form located on the STAR Events Resources page of the FCCLA national website and include proof of submission in the <i>portfolio</i> .
0-4	<i>Content Divider Pages</i> or Sections	Use up to 4 <i>content divider/section pages</i> or slides. <i>Content divider/section pages</i> may be tabbed, may contain a title, a section name, <i>graphic</i> elements, thematic decorations, and/or page numbers. They must not include any other <i>content</i> .
Up to 22 8 ½" x 11" pages or 32 slides	Profile of Event	Up to three pages, or five slides containing a profile of the selected upcoming event; must include type of event (see examples in event description), date of event, a description of the role of needs and wants in the situation, a goal statement(s) for the project, a description of the role of values and/or priorities in the situation, and a summary of challenges involved in developing a workable financial plan.
	Comparison Shopping 	Up to twelve pages, or seventeen slides must include evidence of comparison shopping for five goods and/or services. Identify function and priority of each good/service as needed for successful completion of event. More than 5 may be identified. For each good and/or service, provide 2 or more sources, costs, and features. Develop your own format; <i>graphics</i> may be used.
	Event Plan	Up to five pages, or seven slides using the chart format provided (see sample); must include sources and amount of income budgeted, a list of all products/services to be acquired, sources selected, key features considered, quantities, unit costs, and total costs. <i>Graphics</i> may be used.
	<i>Resources</i> Summary	Up to two pages, or three slides must include list of at least six <i>resources</i> , both human and nonhuman, used to complete the project, including sources of product/service information and sources of advice; use an organized, consistent format; include a paragraph at the beginning of the list to summarize what was learned about use of <i>resources</i> while completing the project.
	Appearance	<i>Portfolio</i> must be neat, legible, and <i>professional</i> and use correct grammar and spelling.

Life Event Planning Specifications (continued)

Oral Presentation

The oral presentation **may be up to 10** minutes in length and is delivered to evaluators. The presentation is to describe research and planning efforts in detail. The *portfolio* will be used by the participant during the oral presentation. Participants may use *visuals* including posters, charts, slides, presentation software, and audiovisual equipment.

Organization/Delivery	Deliver oral presentation in an organized, sequential manner; concisely and thoroughly summarize research.
Knowledge of Subject Matter	Demonstrate knowledge of planning, budgeting, and managing costs of an event.
Explanation of Financial Situation	Clearly and thoroughly explain the role of needs, wants, goals, values, priorities, and challenges in the financial situation.
Explanation of Decisions Involved in Financial Plan	Explain a minimum of three decisions that were involved in the financial plan.
Summary	Summarize ways in which planning a financial situation was helpful.
Use of <i>Portfolio</i> and <i>Visuals</i>	Use <i>portfolio</i> to describe all phases of the project. Use original, creative, and appealing <i>visuals</i> to enhance the presentation.
Voice	Speak clearly with appropriate pitch, volume, and tempo.
Body Language/ Clothing Choice	Use appropriate body language. Wear appropriate clothing for the nature of the presentation including gestures, posture, mannerisms, eye contact.
Grammar/Word Usage/ Pronunciation	Use proper grammar, word usage, and proper pronunciation.
Responses to Evaluators' Questions	Provide clear and concise answers to evaluators' questions regarding project. Questions are asked after the presentation.


Sample Excerpt: Event Plan

Name of Member _____ Date _____

Title of Project “Happy Birthday, Sis”

Goal To host a surprise birthday party for my sister and pay all costs myself

INCOME		EXPENDITURES						
Source	Amount of Income	Product	Service	Source	Key Features	Quantity	Cost	Total Cost
Income, part-time job	\$225	NA	Rent Clubhouse	Local Civic-Clubhouse	Low Cost, safe neighborhood, space to dance	1 day and night	\$75–25 (deposit returned)	\$50
Savings	\$200	Vegetable Tray/Dip	NA	Neighborhood Deli	Low cost, tasty, healthy	1 to feed 50 people	\$35	\$35



LIFE EVENT PLANNING Rubric

Name of Participant _____

Chapter _____ State _____ Team # _____ Station # _____ Category _____

PORTFOLIO						Points	
FCCLA Planning Process Summary Page 0-5 points	0 Planning Process summary not provided	1 Inadequate steps in the Planning Process are presented	2 All Planning Process steps are presented but not summarized	3 All Planning Process steps are summarized	4 Evidence that the Planning Process was utilized to plan project	5 The Planning Process is used to plan the project. Each step is fully explained	
Profile of Event Role of needs/wants 0-3 points	0 Not included	1 Explanation unclear	2 Explained partially	3 Explained thoroughly			
Profile of Event Goal statement(s) 0-2 points	0 Goal(s) of project not stated	1 Goal(s) of project stated	2 Goal(s) of project stated and is measurable, specific, and appropriate for the project				
Profile of Event Role of values and/or priorities 0-2 points	0 Role of values/priorities not stated	1 Role of values/priorities stated, but unclear	2 Role of values/priorities stated clearly and thoroughly				
Profile of Event Description of financial challenges 0-3 points	0 Financial challenges were not described	1 Challenges(s) described partially, but unclear	2 Challenges partially described	3 Challenges described clearly and thoroughly			
Comparison Shopping Format 0-3 points	0 Disorganized, lacks consistent format	1 Format difficult to interpret	2 Format understandable, but could be organized more effectively	3 Format clear and effective			
Comparison Shopping Goods and services identified 0-3 points	0 No sources stated for goods/services	1 1 or 2 goods/services identified	2 3 or 4 goods/services identified	3 5 or more goods/services identified			
Comparison Shopping Sources, costs and features 0-3 points	0 Not provided	1 Incomplete information or provided for less than 5 goods/services	2 2 or more sources, costs and features are listed for each of the 5 goods/services	3 2 or more sources, costs and features are for each of the 5 goods/services. Thorough information is provided for each			
Comparison Shopping Quantities of goods and services 0-3 points	0 No quantities shown	1 Quantities shown for up to 1/3 of items	2 Quantities shown for up to 2/3 of items	3 Quantities shown for all items			
Event Plan List of products/services 0-3 points	0 Most needed products/services omitted	1 Many needed products/services omitted	2 Most needed products/services listed	3 All needed products/services listed			
Event Plan Quantities and costs 0-3 points	0 Quantities and costs not shown	1 Shown for up to 1/3 items	2 Shown for up to 2/3 items	3 Shown for more than 2/3 of all items			
Resources Summary Variety of resources 0-3 points	0 Only one type of resource, no variety	1 2-3 types of resources, minimal variety	2 4-5 types of resources, some variety	3 6 or more types of resources			
Resources Summary Format used 0-2 points	0 Disorganized, lacks consistent format	1 Format difficult to interpret	2 Format clear and effective				
Resources Summary Summary of learnings 0-3 points	0 No paragraph of learnings	1 Summary of learnings unclear	2 Only partially explained	3 Explained clearly and thoroughly			
Appearance 0-3 points	0 Portfolio is illegible and unorganized	1 Portfolio is neat, but may contain grammatical or spelling errors and is organized poorly	2 Portfolio is neat, legible, and professional, with correct grammar and spelling	3 Neat, legible, professional, correct grammar and spelling used with effective organization of information			

Life Event Planning Rubric (continued)

Points

ORAL PRESENTATION							
Organization/ Delivery 0 – 10 points	0 Presentation is not done or presented briefly and does not cover components of the project	1-2 Presentation covers some topic elements	3-4 Presentation covers all topic elements but with minimal information	5-6 Presentation gives complete information but does not explain the project well	7-8 Presentation covers information completely but does not flow well	9-10 Presentation covers all relevant information with a seamless and logical delivery	
Knowledge of Subject Matter 0-5 points	0 Little or no evidence of knowledge	1 Minimal evidence of knowledge	2 Some evidence of knowledge	3 Knowledge of subject matter is evident but not effectively used in presentation	4 Knowledge of subject matter is evident and shared at times in the presentation	5 Knowledge of subject matter is evident and incorporated throughout the presentation	
Explained Financial Situation <i>Needs and wants, goal(s), values and priorities, financial challenges</i> 0-4 points	0 None of the four elements are explained, either partially or in full	1 1-2 elements explained, either partially or full	2 3 elements explained, either partially or full	3 4 elements explained, but one or more is incomplete	4 4 elements explained clearly and thoroughly		
Explained Decisions Involved in Developing Financial Plan for Event 0-5 points	0 Did not mention/explain any decisions	1 Mentioned one decision, did not explain	2 Mentioned two decisions, did not explain	3 Explained one decision	4 Explained two decisions	5 Explained three or more decisions	
Summary of Ways in Which Financial Planning was Helpful 0-3 points	0 No summary given	1 Summary was ineffective	2 Somewhat effective summary	3 Highly effective summary			
Use of Portfolio and Visuals during Presentation 0-5 points	0 Portfolio and visuals not used during presentation	1 Portfolio and visuals used to limit amount of speaking time	2 Portfolio and visuals used minimally during presentation	3 Portfolio and visuals incorporated throughout presentation	4 Portfolio and visuals used effectively throughout presentation	5 Presentation moves seamlessly between oral presentation, portfolio and visuals	
Voice – pitch, tempo, volume 0-3 points	0 Voice qualities not used effectively	1 Voice quality is adequate	2 Voice quality is good, but could improve	3 Voice quality is outstanding and pleasing			
Body Language/ Clothing Choice 0-3 points	0 Uses inappropriate gestures, posture or mannerisms, avoids eye contact/inappropriate clothing	1 Gestures, posture, mannerisms and eye contact is inconsistent/ clothing is appropriate	2 Gestures, posture, mannerisms, eye contact, and clothing are appropriate	3 Gestures, posture, mannerisms, eye contact, and clothing enhance presentation			
Grammar/Word Usage/ Pronunciation 0-3 points	0 Extensive (more than 5) grammatical and pronunciation errors	1 Some (3-5) grammatical and pronunciation errors	2 Few (1-2) grammatical and pronunciation errors	3 Presentation has no grammatical or pronunciation errors			
Responses to Evaluators' Questions 0-5 points	0 Did not answer evaluators' questions	1 Unable to answer some questions	2 Responded to all questions but without ease or accuracy	3 Responded adequately to all questions	4 Gave appropriate responses to evaluators' questions	5 Responses to questions were appropriate and given without hesitation	


Evaluator's Comments:

TOTAL
(90 points possible)

Evaluator # _____

Evaluator Initial _____

Room Consultant Initial _____



LIFE EVENT PLANNING

Event Plan

Name of Member _____ Date _____

Title of Project _____ Goal _____

INCOME		EXPENDITURES						
Source	Amount of Income	Product	Service	Source	Key Features	Quantity	Unit Cost	Total Cost

Total Amount Budgeted _____ Total to be Spent _____

Note: Use up to 5 Event Plan pages to include all elements needed for the selected project. Enter the total amount budgeted and the total to be spent only on the last page of the Event Plan.