



### LAUNDRY CHECKERS GAME CARDS - PAGE 1

1.

The directions on the detergent box said to use one cup per load. Jimmy thought that since his work clothes were so dirty, he should use two (2) cups of detergent. Is this the right thing to do? Why?

5 points

2.

Mike wanted to wear a certain pair of socks. They were dirty so he threw them in the washer. He used a full load of water and detergent. His mother was not pleased with him for doing this. Why?

5 points

3.

Julie wears clothes for a couple of hours and then leaves them on the bed or on the doorknob. Sometimes she leaves them on the floor. "What's wrong with that?" she wants to know.

5 points

4.

The Gray family does not use a clothes hamper or laundry basket for their dirty clothes. They just throw their dirty clothes down the basement steps to be picked up later. Why is this a poor practice? Give two (2) reasons.

10 points

5.

Some clothing should not be washed in the washer. Name two (2) kinds of clothing that generally need to be handwashed.

10 points

6.

Lisa washed her jeans, corduroy pants, and dark colored towels together. When she finished, her new corduroy pants had lint all over them. They were a mess! What happened?

5 points

7.

Tom washed his jeans, socks, shirt, and underwear together. Everything that used to be white is now a blue-gray color. What happened?

5 points

8.

Robin is planning to wash her red jogging suit with a white tennis skirt and socks. Can you predict the results?

5 points

9.

Nathan put some white clothes in the washer with a brightly colored shirt. He added chlorine bleach to make the white clothes whiter. What probably happened?

10 points










### LAUNDRY CHECKERS GAME CARDS - PAGE 2

<p style="text-align: center;"><b>10.</b></p> <p>Kelly washed her new wool sweater in the washer with warm water and then threw it in the dryer. It now fits her 2-year-old sister. What two fatal mistakes did Kelly make? How should she have washed the wool sweater?</p> <p>10 points</p>	<p style="text-align: center;"><b>13.</b></p> <p>If you turn jeans wrong side out when you wash them, they will not fade so much. TRUE or FALSE.</p> <p>5 points</p>	<p style="text-align: center;"><b>16.</b></p> <p>Mary cuts all of the labels, including the laundry instructions, out of her clothes so the labels won't stick up in the back when she wears them. Why is this a poor practice?</p> <p>5 points</p>
<p style="text-align: center;"><b>11.</b></p> <p>Jonathan put all of his laundry together into one big load to save time. He had to stuff it in to close the lid. Then he stuffed it all in the dryer. How will his laundry probably look when he takes it out of the dryer?</p> <p>10 points</p>	<p style="text-align: center;"><b>14.</b></p> <p>Jill had a problem with a skirt that had static cling. Jason had the same trouble with a pair of dress pants. What can they do to help solve the problem?</p> <p>10 points</p>	<p style="text-align: center;"><b>17.</b></p> <p>_____ points</p>
<p style="text-align: center;"><b>12.</b></p> <p>Sam sorts his laundry by color and reads the care instruction labels inside the clothing. He also empties the pockets and zips up all the zippers. What will his results be? know.</p> <p>10 points</p>	<p style="text-align: center;"><b>15.</b></p> <p>When Casey dries her clothes, she sets the dryer for one hour to be sure they all get dry. She cleans the dryer filter once a month. She only dries a few things at a time. Name three (3) ways Casey is wasting energy.</p> <p>15 points</p>	<p style="text-align: center;"><b>18.</b></p> <p>_____ points</p>



**LAUNDRY CHECKERS**  
**LAUNDRY BASKETS FOR CHECKER BOARDS**

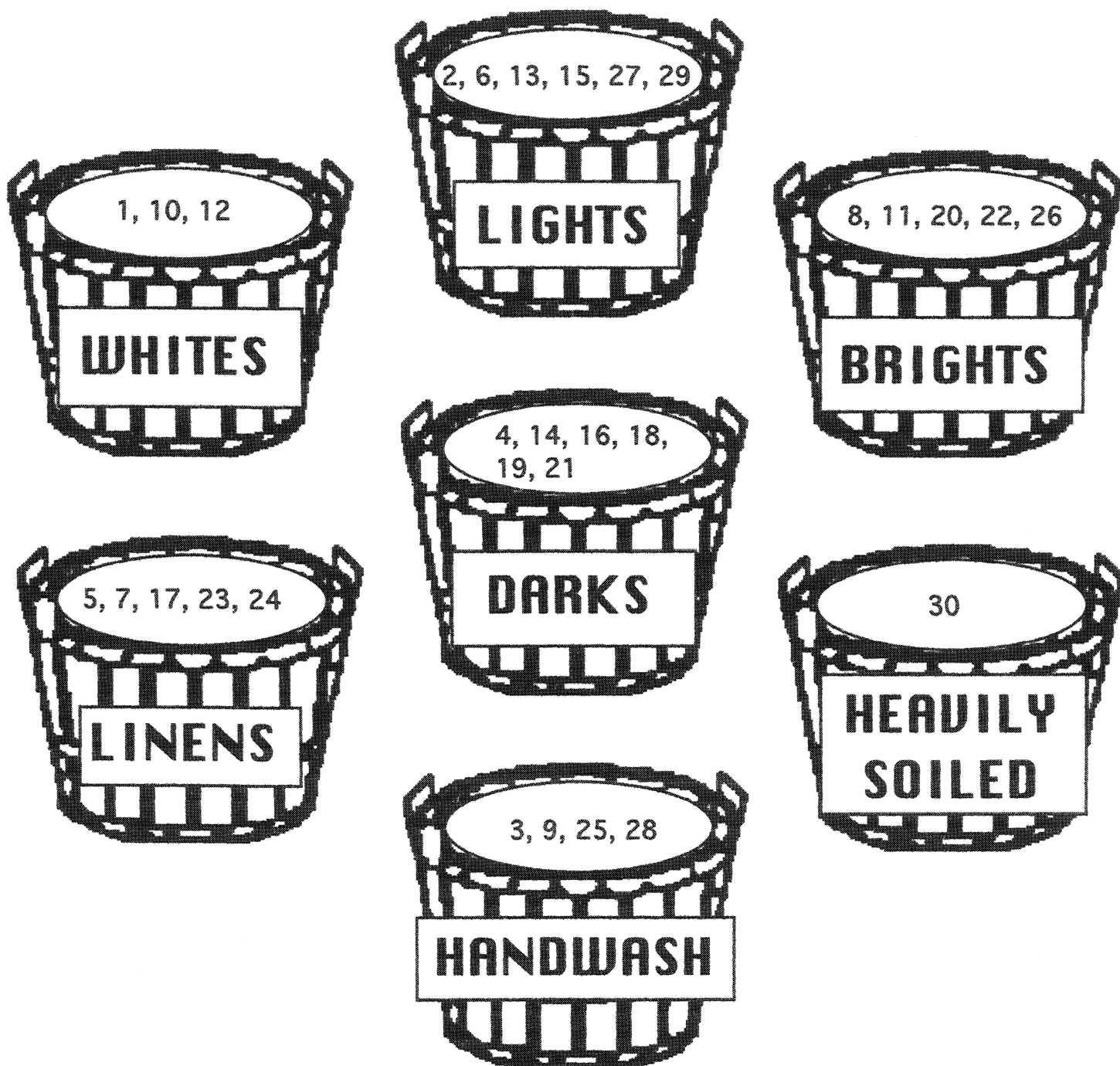




Name \_\_\_\_\_ Period \_\_\_\_\_ Date \_\_\_\_\_ Score \_\_\_\_\_

**SORTING THE LAUNDRY - TEACHER KEY**

Using the laundry items that must be sorted for washing, write the number of the item in the appropriate basket listed below:



Turn in your completed activity guide to your teacher.



**LAUNDRY CARDS - PAGE 1**  
**SORTING THE LAUNDRY**

<b>NO. 1</b>  <b>WHITE</b>  <b>COTTON</b>  <b>SWEAT SOCKS</b>	<b>NO. 2</b>  <b>LIGHT BLUE</b>  <b>COTTON KNIT</b>  <b>SWEATER</b>
<b>NO. 3</b>  <b>WHITE</b>  <b>NYLON</b>  <b>SLIP AND BRA</b>	<b>NO. 4</b>  <b>NAVY BLUE</b>  <b>ACRYLIC</b>  <b>SOCKS</b>
<b>NO. 5</b>  <b>GREEN</b>  <b>COTTON</b>  <b>TOWELS AND WASHCLOTHS</b>	<b>NO. 6</b>  <b>PINK AND YELLOW FLOWERED</b>  <b>COTTON</b>  <b>DRESS</b>
<b>NO. 7</b>  <b>TAN</b>  <b>COTTON/POLYESTER</b>  <b>SHEETS AND PILLOWCASES</b>	<b>NO. 8</b>  <b>BRIGHT PINK</b>  <b>POLYESTER</b>  <b>PAJAMAS</b>
<b>NO. 9</b>  <b>PURPLE (NONCOLORFAST)</b>  <b>COTTON/POLYESTER</b>  <b>T-SHIRT</b>	<b>NO. 10</b>  <b>WHITE</b>  <b>COTTON</b>  <b>DISHTOWELS</b>



**LAUNDRY CARDS - PAGE 2**  
**SORTING THE LAUNDRY**

NO. 11	NO. 12
HOT PINK	WHITE
COTTON BLEND	COTTON BLEND KNIT
SWEAT SUIT	UNDERSHIRTS AND SHORTS
NO. 13	NO. 14
PASTEL	BLACK
NYLON	POLYESTER
UNDERPANTS	SLACKS
NO. 15	NO. 16
PINK	DARK BLUE
COTTON	POLYESTER
NIGHTGOWN	DRESS
NO. 17	NO. 18
BRIGHT COLORED	BROWN
COTTON/POLYESTER	COTTON/POLYESTER
SHEETS AND PILLOWCASES	PAJAMAS
NO. 19	NO. 20
DARK GREEN	BRIGHT BLUE
COTTON/POLYESTER	COTTON/POLYESTER
CORDUROY SLACKS	SHIRT




**LAUNDRY CARDS - PAGE 3**  
**SORTING THE LAUNDRY**

<b>NO. 21</b>	<b>NO. 22</b>
<b>NAVY</b>	<b>RED</b>
<b>COTTON BLEND</b>	<b>COTTON BLEND</b>
<b>JEANS</b>	<b>SOCKS</b>
<b>NO. 23</b>	<b>NO. 24</b>
<b>YELLOW</b>	<b>YELLOW</b>
<b>COTTON</b>	<b>COTTON BLEND</b>
<b>TOWELS AND WASHCLOTHS</b>	<b>BATH MAT</b>
<b>NO. 25</b>	<b>NO. 26</b>
<b>RED (NONCOLORFAST)</b>	<b>BRIGHT GREEN</b>
<b>COTTON</b>	<b>COTTON/POLYESTER</b>
<b>SWEATER</b>	<b>GYM SHORTS</b>
<b>NO. 27</b>	<b>NO. 28</b>
<b>LIGHT BLUE</b>	<b>GRAY</b>
<b>NYLON</b>	<b>WOOL</b>
<b>NIGHTGOWN</b>	<b>SWEATER</b>
<b>NO. 29</b>	<b>NO. 30</b>
<b>BEIGE</b>	<b>BEIGE AND BROWN</b>
<b>POLYESTER</b>	<b>HEAVILY SOILED</b>
<b>SLACKS</b>	<b>WORK CLOTHES</b>

## TOPIC #11: Textiles Care and Consumerism

## Teacher Resource



Name \_\_\_\_\_ Period \_\_\_\_\_ Date \_\_\_\_\_ Score \_\_\_\_\_

**THE LAUNDRY PROCESS - TEACHER KEY****DIRECTIONS:**

Look at the "loads" of clothes for washing in the left column of this paper. After reading the background information, THE LAUNDRY PROCESS, write in your care choices for each load from the possible answers in parentheses.


LOAD TYPE	PRETREAT STAINS (yes) (no) (maybe)	WASH WATER TEMP. (hot) (warm) (cold)	AGITATION CYCLE (normal) (delicate)	ADD CHLORINE BLEACH (yes) (no) (maybe)	DRYER TEMP. (high) (medium) (low)	HANG DRY (yes) (no) (maybe)
STURDY WHITES	maybe	cold or warm	normal	yes	medium	no
LIGHT AND PASTEL COLORFAST	maybe	cold or warm	normal	no	low	maybe
BRIGHT AND MEDIUM COLORFAST	maybe	cold	normal	no	low	maybe
DARK COLORFAST ITEMS	maybe	cold	normal	no	low	maybe
NON-COLORFAST ITEMS	maybe	cold	normal	no	low	maybe
TOWELS AND SHEETS	maybe	warm	normal	maybe	medium	no
HEAVILY SOILED ITEMS	yes	cold	normal	maybe	low	maybe
HANDWASH/SPECIAL CARE ITEMS	maybe	cold or warm	delicate	no	---	yes

Turn the completed activity guide in to your teacher for evaluation.  
This student activity guide could be included in your "Independent Ideas" Handbook.



## TOPIC #11: Textiles Care and Consumerism

## Teacher Resource



Name \_\_\_\_\_ Period \_\_\_\_\_ Date \_\_\_\_\_ Score \_\_\_\_\_

## LAUNDRY PRODUCTS - TEACHER KEY

**DIRECTIONS:** Answer the following question to the best of your knowledge. This isn't a test, so don't panic! Just check every answer that applies.

1. Jorge has a wool sweater his grandmother knitted for him. It is a beautiful sweater and he really likes it, but he spilled some grape juice on it. What should he do?

<input type="checkbox"/> Wash it in the washer	<input type="checkbox"/> Dry it in the dryer
<input checked="" type="checkbox"/> Wash it by hand	<input checked="" type="checkbox"/> Lay it flat on a towel to dry
<input type="checkbox"/> Send it to the cleaners	<input type="checkbox"/> Hang it outside to dry

If it needs to be washed, which products should he use?

<input type="checkbox"/> Detergent	<input type="checkbox"/> Enzyme soak
<input type="checkbox"/> Chlorine bleach	<input type="checkbox"/> Spot remover
<input type="checkbox"/> Fabric softener/dryer sheet	<input checked="" type="checkbox"/> Special laundry products

What water temperature should he use for the wash water? ☐ Hot ☐ Warm ☒ Cold  
 What water temperature should he use for the rinse water? ☐ Hot ☐ Warm ☒ Cold

2. Sam's sister put his good white cotton shirt in the washer with her red sweats and now his shirt is a little pink. What should he do?

<input checked="" type="checkbox"/> Wash it in the washer	<input checked="" type="checkbox"/> Dry it in the dryer
<input type="checkbox"/> Wash it by hand	<input type="checkbox"/> Lay it flat on a towel to dry
<input type="checkbox"/> Send it to the cleaners	<input type="checkbox"/> Hang it outside to dry

Which products should he use?

<input checked="" type="checkbox"/> Detergent	<input checked="" type="checkbox"/> Enzyme soak
<input checked="" type="checkbox"/> Chlorine bleach	<input type="checkbox"/> Spot remover
<input type="checkbox"/> Fabric softener/dryer sheet	<input type="checkbox"/> Special laundry products

What water temperature should he use for the wash water? ☐ Hot ☐ Warm ☒ Cold  
 What water temperature should he use for the rinse water? ☐ Hot ☐ Warm ☒ Cold

3. Carmen forgot to take her new tube of lipstick out of her pocket before washing her jeans. Now she has lipstick smeared all over them. What should she do?

<input checked="" type="checkbox"/> Wash them in the washer	<input type="checkbox"/> Dry them in the dryer
<input type="checkbox"/> Wash them by hand	<input type="checkbox"/> Lay them flat on a towel to dry
<input type="checkbox"/> Send them to the cleaners	<input checked="" type="checkbox"/> Hang them outside to dry

If it needs to be washed, which products should she use?

<input checked="" type="checkbox"/> Detergent	<input type="checkbox"/> Enzyme soak
<input type="checkbox"/> Chlorine bleach	<input checked="" type="checkbox"/> Spot remover
<input type="checkbox"/> Fabric softener/dryer sheet	<input type="checkbox"/> Special laundry products

What water temperature should she use for the wash water? ☐ Hot ☐ Warm ☒ Cold  
 What water temperature should she use for the rinse water? ☐ Hot ☐ Warm ☒ Cold



## LAUNDRY PRODUCTS - PAGE 2 - TEACHER KEY

4. It's been a week since anyone washed at your house, and you went to get a clean towel and there wasn't any. There's a big stack of towels in the laundry room ready to be washed. Some of them are white, but most of them are colored. How should you wash them? Should you put them all together in one load? \_\_\_\_\_

<input checked="" type="checkbox"/> Wash them in the washer	<input checked="" type="checkbox"/> Dry them in the dryer
<input type="checkbox"/> Wash them by hand	<input type="checkbox"/> Lay them flat on a towel to dry
<input type="checkbox"/> Send them to the cleaners	<input type="checkbox"/> Hang them outside to dry

What products should you use?

<input checked="" type="checkbox"/> Detergent	<input type="checkbox"/> Enzyme soak
<input type="checkbox"/> Chlorine bleach	<input type="checkbox"/> Spot remover
<input type="checkbox"/> Fabric softener/dryer sheet	<input type="checkbox"/> Special laundry products

What water temperature should you use for the wash water? ☐ Hot ☒ Warm ☐ Cold

What water temperature should you use for the rinse water? ☐ Hot ☒ Warm ☐ Cold

5. Last night you spilled hot chocolate on your bed and got your favorite dark blue and red sheets all messy. How should you wash your sheets?

<input checked="" type="checkbox"/> Wash them in the washer	<input checked="" type="checkbox"/> Dry them in the dryer
<input type="checkbox"/> Wash them by hand	<input type="checkbox"/> Lay them flat on a towel to dry
<input type="checkbox"/> Send them to the cleaners	<input type="checkbox"/> Hang them outside to dry

If they need to be washed, which products should you use?

<input checked="" type="checkbox"/> Detergent	<input type="checkbox"/> Enzyme soak
<input type="checkbox"/> Chlorine bleach	<input type="checkbox"/> Spot remover
<input type="checkbox"/> Fabric softener/dryer sheet	<input type="checkbox"/> Special laundry products

What water temperature should you use for the wash water? ☐ Hot ☐ Warm ☒ Cold

What water temperature should you use for the rinse water? ☐ Hot ☐ Warm ☒ Cold

6. You have a whole load of whites to wash, but you need your bright green soccer shirt to wear for a game tomorrow. It is the only dirty colored item you can find. What should you do? \_\_\_\_\_

Answer the following laundry questions based on your answer.

<input type="checkbox"/> Wash it in the washer	<input type="checkbox"/> Dry it in the dryer
<input type="checkbox"/> Wash it by hand	<input type="checkbox"/> Lay it flat on a towel to dry
<input type="checkbox"/> Send it to the cleaners	<input type="checkbox"/> Hang it outside to dry

What products should you use?

<input type="checkbox"/> Detergent	<input type="checkbox"/> Enzyme soak
<input type="checkbox"/> Chlorine bleach	<input type="checkbox"/> Spot remover
<input type="checkbox"/> Fabric softener/dryer sheet	<input type="checkbox"/> Special laundry products

What water temperature should you use for the wash water? ☐ Hot ☐ Warm ☐ Cold

What water temperature should you use for the rinse water? ☐ Hot ☐ Warm ☐ Cold



### CAREER INFORMATION

#### **ALTERATIONS AND REPAIR SPECIALIST:**

An alterations person performs two primary jobs: 1) making necessary alterations to clothing for better fit, function, or appearance, and 2) making construction repairs to clothing. They need to have a strong background in clothing construction skills as well as sewing equipment operation.

Alterations persons work for department stores, clothing stores, dry cleaners, or independently. There is always a demand for alterations persons because many times clothing off the rack doesn't fit correctly. It is not a glamorous job but a fulfilling, satisfying one. There is a lot of direct contact with the customer, so it is important that the alterations person likes to work with people.

Many alterations persons enter the job market at minimum wage and increase their earnings through experience, time on the job, and productivity. A good alterations person can be of great value to a retail establishment, and consequently, the earnings can increase accordingly.

#### **DRY CLEANER:**

Dry cleaning establishments clean clothing and other textile items used in the home, such as draperies, bedspreads, etc. It is a service-type industry that is a necessary part of clothing consumerism. People who work in this industry must know a lot about textiles, fiber characteristics, chemical reactions, and fabric dyes. They must also know how to operate the special dry cleaning and pressing equipment and wait on customers. They must learn to work efficiently and follow schedules. In many dry cleaning businesses, small repairs and alterations on clothing are also done. Therefore, the dry cleaner must have a background in clothing construction techniques and know how to operate sewing equipment. On-the-job training is frequently provided.

Wages for persons who work at a dry cleaners usually begin at the minimum hourly wage level and may increase up to three times that amount with several years of experience. Dry cleaning services are extremely important to many of the textile trades, and a reliable dry cleaner is a valuable asset. The dry cleaners who own their own business earn a better living than the workers, but their business is dependent on satisfied customers with repeat business. Therefore, a special emphasis is placed on customer satisfaction in this career.



### CAREER INFORMATION

#### **LAUNDRY ATTENDANT:**

Laundry attendants work at a laundry establishment and assist customers with their laundry and/or do their laundry for them. The laundry business is big business in the United States since there are so many persons employed outside the home and time at home is so limited. Many working people would rather pay to have someone else do the laundry for them and free some of their nonworking hours to do other activities. Laundry attendants must know a lot about textiles, fiber characteristics, chemical reactions, and fabric dyes. They must also know how to operate the special laundry and pressing equipment and wait on customers. They must learn to work efficiently and follow schedules. In many laundry businesses, small repairs and alterations on clothing are also done. Therefore, the laundry attendant might need to have some background in clothing construction techniques and know how to operate sewing equipment. On-the-job training is frequently provided.

Wages for laundry attendants usually begin at the minimum hourly wage level and may increase up to three times that amount with several years of experience. Business is dependent on satisfied customers with repeat business. Therefore, a special emphasis is placed on customer satisfaction in this career. This is an excellent career choice for part-time work.





# ALTERATIONS/ REPAIR SPECIALIST



**DRY  
CLEANER**



# LAUNDRY ATTENDANT