








APPROPRIATE LETTERS AND NUMBERS

LETTERING STROKES

						
BOEFGH JKLMNP RTUY 14 5	ABDEFG HLPRIZ 2457	AKMN QRV WXYZ	AKMV WXYZ 47	CGOQ UGSS O&	BOJO PQR 3568 90&	S

FORMING THE LETTERS

Knowing the proper order of strokes makes it easy to create each letter. All strokes are made downward or from left to right; there are no upward strokes.

A drafter's lettering speed and neatness is usually an indication of her or his drafting ability. It may be very important when he or she is applying for a drafting position.

Lettering Strokes

SINGLE STROKE UPPERCASE GOTHIC LETTERS



Instructions: Using the guidelines below, practice the seven basic lettering strokes.

	_____
	_____
	_____
	_____
	_____
	_____
	_____

DRAWN BY:	SCALE:	DWG:
-----------	--------	------