

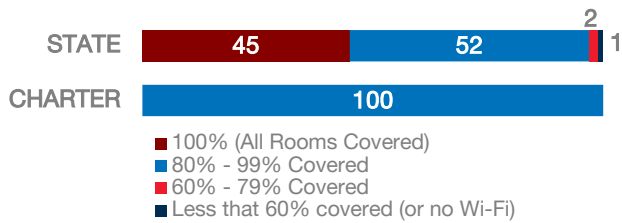
Tuacahn High School for The Performing Arts

CHARTER FACTS

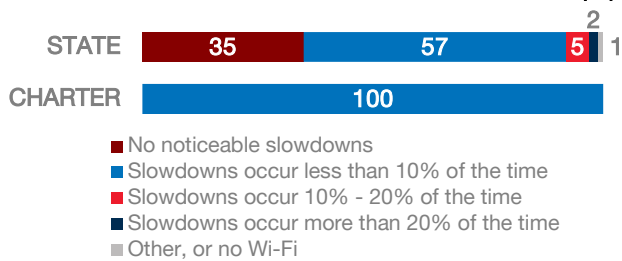
Area Population	N/A
Enrollment	398
Number of Schools	1
Urban or Rural	Rural
Median Household Income	N/A
Poverty Rate	N/A

WI-FI NETWORKS

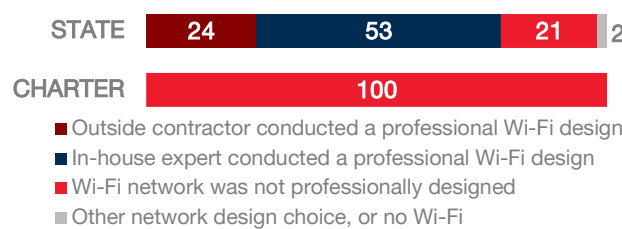
WI-FI COVERAGE REPORTED BY SCHOOLS (%)



SCHOOLS EXPERIENCING DECLINES IN WI-FI SERVICE SPEEDS DURING SCHOOLTIME (%)



HOW SCHOOL WI-FI NETWORKS WERE DESIGNED

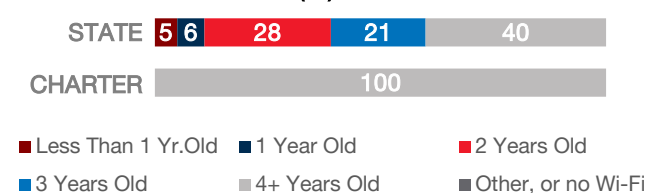


NETWORK GEAR IN SCHOOLS

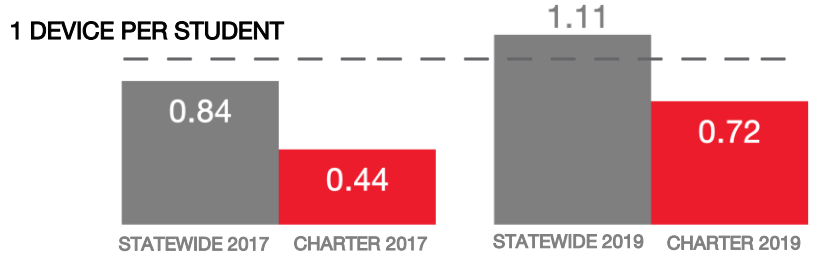
AGE OF WIRELESS GEAR (%)



AGE OF WIRED GEAR (%)



COMPUTING DEVICES PER STUDENT



COMPUTING DEVICES USED IN SCHOOLS

Device Type	Student Use	Teacher/Admin Use	Change in the # of Devices Since 2017	Percent Change Since 2017
Desktops Windows OS	42	8	-17	-25%
Laptops Windows OS	28	0	-10	-26%
Desktops Mac	9	0	7	350%
Laptops Mac	0	13	1	8%
Chromebooks Google	200	0	118	144%
Tablets Windows	0	14	14	N/A
Tablets Android	0	0	0	N/A
Tablets IOS	8	1	-21	-70%

MOBILE DEPLOYMENT

WIRELESS DEVICE POLICIES AT SCHOOLS (%)



FULL-TIME EQUIVALENT (FTE) TECHNICAL SUPPORT STAFF IN UTAH SCHOOLS

