

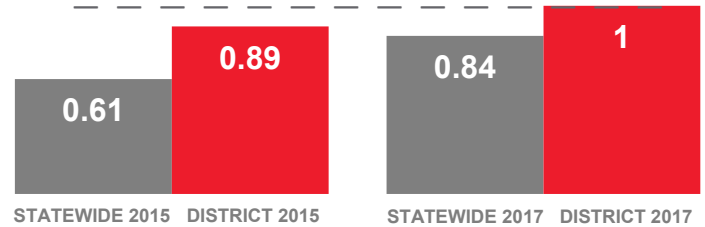
NORTH SANPETE SCHOOL DISTRICT

DISTRICT FACTS

Population	11,749
Student Body Size	2,537
Number of Schools	7
Urban or Rural	Rural
Median Household Income	\$53,233
Poverty Rate	14.6%
Free Reduced Lunch Eligible	59.3%

COMPUTING DEVICES PER STUDENT

1 DEVICE PER STUDENT



2017

0.75 Access Points Per Classroom

Compared to 0.82 Statewide

2015

0.66 Access Points Per Classroom

Compared to 0.58 Statewide

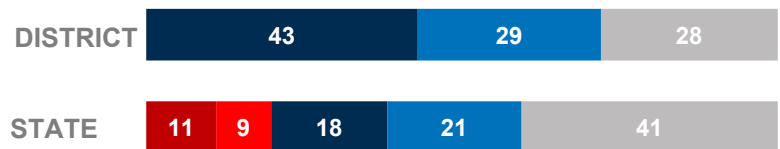
Optimal AP distribution is best determined through proper wireless engineering. The ratio of APs to classrooms will vary according to the characteristics of the equipment and school construction.

COMPUTING DEVICES USED IN SCHOOLS


	Student Use	Teacher/ Admin Use	Change in the # of Devices Since 2015
Desktops Windows OS	140	6	0
Laptops Windows OS	0	3	0
Desktops Mac	453	18	33
Laptops Mac	374	150	-52
Chromebooks Google	150	5	-71
Tablets Windows	0	0	0
Tablets Android	0	0	0
Tablets IOS	1,417	102	271

AGE OF NETWORKING GEAR IN SCHOOLS

AVERAGE AGE OF WIRED GEAR (%)



AVERAGE AGE OF WIRELESS GEAR (%)



■ Less Than 1 Yr. Old
 ■ 1 Year Old
 ■ 2 Years Old
■ 3 Years Old
 ■ 4+ Years Old
 ■ Unknown