

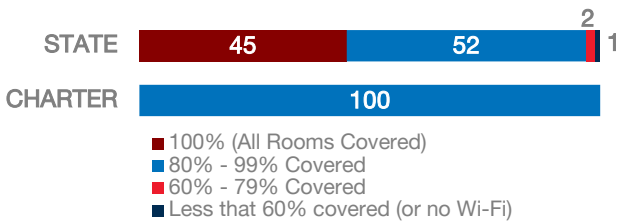
George Washington Academy

CHARTER FACTS

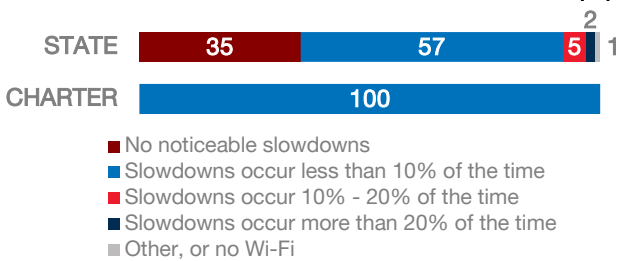
Area Population	N/A
Enrollment	998
Number of Schools	1
Urban or Rural	Rural
Median Household Income	N/A
Poverty Rate	N/A

WI-FI NETWORKS

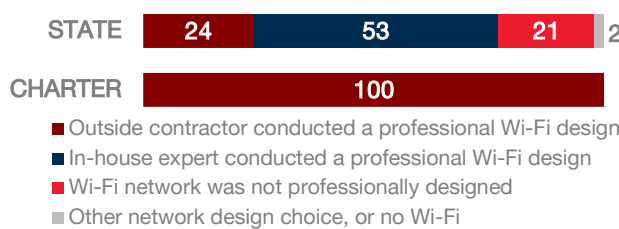
WI-FI COVERAGE REPORTED BY SCHOOLS (%)



SCHOOLS EXPERIENCING DECLINES IN WI-FI SERVICE SPEEDS DURING SCHOOLTIME (%)



HOW SCHOOL WI-FI NETWORKS WERE DESIGNED

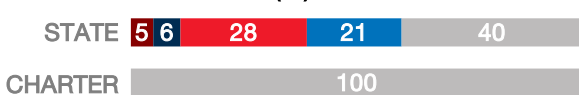


NETWORK GEAR IN SCHOOLS

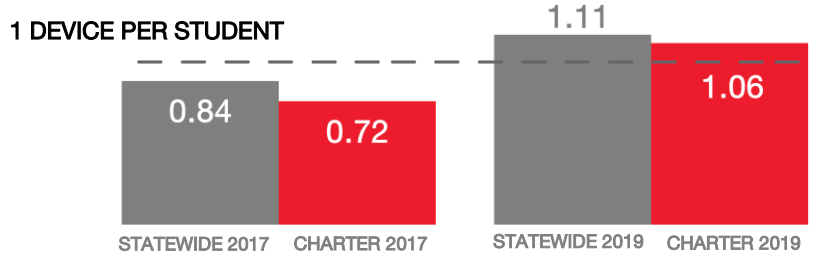
AGE OF WIRELESS GEAR (%)



AGE OF WIRED GEAR (%)



COMPUTING DEVICES PER STUDENT

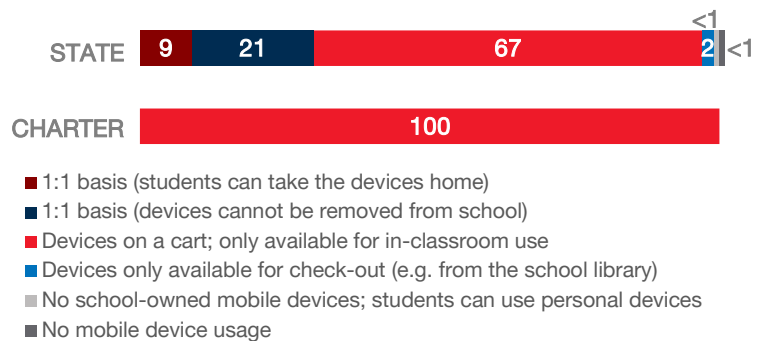


COMPUTING DEVICES USED IN SCHOOLS

Device Type	Student Use	Teacher/Admin Use	Change in the # of Devices Since 2017	Percent Change Since 2017
Desktops Windows OS	92	66	0	0%
Laptops Windows OS	37	3	0	0%
Desktops Mac	0	0	0	N/A
Laptops Mac	1	2	3	N/A
Chromebooks Google	892	15	314	53%
Tablets Windows	2	0	2	N/A
Tablets Android	4	0	4	N/A
Tablets IOS	32	6	7	23%

MOBILE DEPLOYMENT

WIRELESS DEVICE POLICIES AT SCHOOLS (%)



FULL-TIME EQUIVALENT (FTE) TECHNICAL SUPPORT STAFF IN UTAH SCHOOLS

