

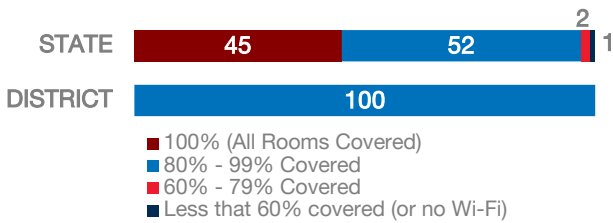
Tintic School District

DISTRICT FACTS

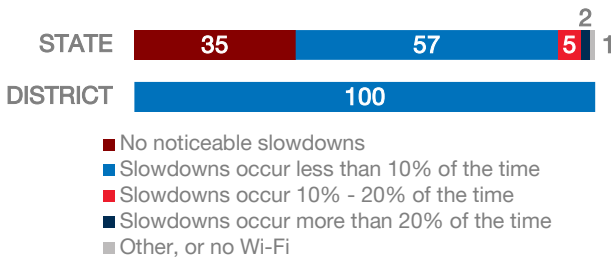
Area Population	765
Enrollment	213
Number of Schools	4
Urban or Rural	Rural
Median Household Income	\$53,906
Poverty Rate	14.2%

WI-FI NETWORKS

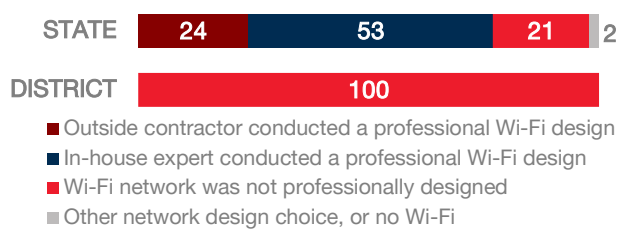
WI-FI COVERAGE REPORTED BY SCHOOLS (%)



SCHOOLS EXPERIENCING DECLINES IN WI-FI SERVICE SPEEDS DURING SCHOOLTIME (%)



HOW SCHOOL WI-FI NETWORKS WERE DESIGNED

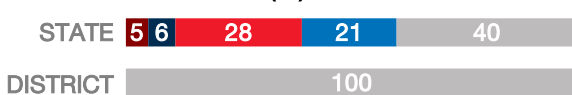


NETWORK GEAR IN SCHOOLS

AGE OF WIRELESS GEAR (%)

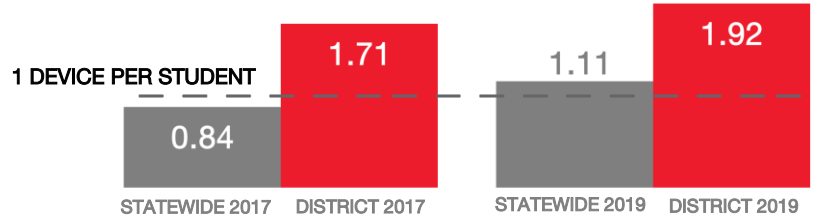


AGE OF WIRED GEAR (%)



- Less Than 1 Yr.Old
- 1 Year Old
- 2 Years Old
- 3 Years Old
- 4+ Years Old
- Other, or no Wi-Fi

COMPUTING DEVICES PER STUDENT

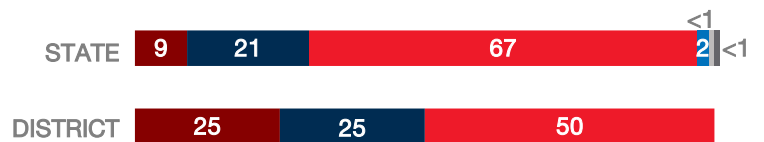


COMPUTING DEVICES USED IN SCHOOLS

	Student Use	Teacher/ Admin Use	Change in the # of Devices Since 2017	Percent Change Since 2017
Desktops Windows OS	50	26	0	0%
Laptops Windows OS	24	15	0	0%
Desktops Mac	6	5	0	0%
Laptops Mac	0	5	0	0%
Chromebooks Google	309	5	0	0%
Tablets Windows	0	4	0	0%
Tablets Android	0	0	0	N/A
Tablets IOS	20	8	0	0%

MOBILE DEPLOYMENT

WIRELESS DEVICE POLICIES AT SCHOOLS (%)



- 1:1 basis (students can take the devices home)
- 1:1 basis (devices cannot be removed from school)
- Devices on a cart; only available for in-classroom use
- Devices only available for check-out (e.g. from the school library)
- No school-owned mobile devices; students can use personal devices
- No mobile device usage

FULL-TIME EQUIVALENT (FTE) TECHNICAL SUPPORT STAFF IN UTAH SCHOOLS

