

ACADEMY FOR MATH ENGINEERING & SCIENCE (AMES)

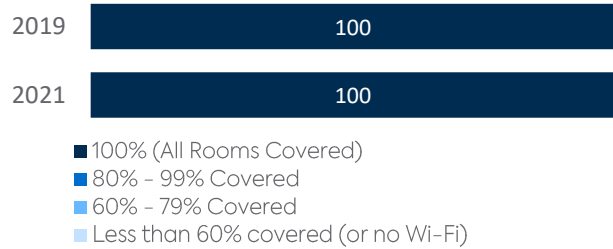
CHARTER FACTS

ENROLLMENT 475
 NUMBER OF SCHOOLS 1
 ESTIMATED % OF STUDENTS WITH INADEQUATE HOME INTERNET SERVICE 20%
 % OF STUDENTS RECEIVING REMOTE INTERNET ACCESS SOLUTIONS OR SERVICE 10%

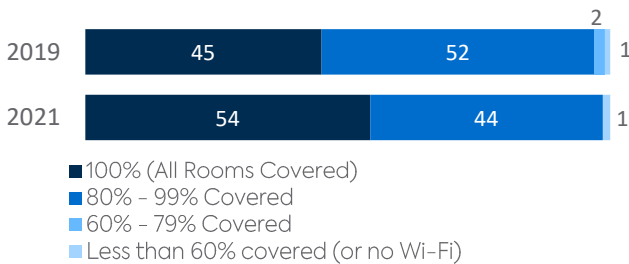
WI-FI NETWORKS

Wi-Fi Coverage Reported by Schools (%)

Charter Coverage

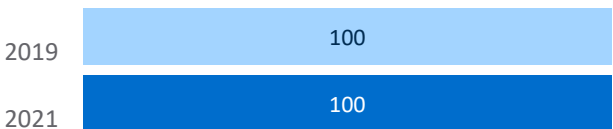


Statewide Coverage

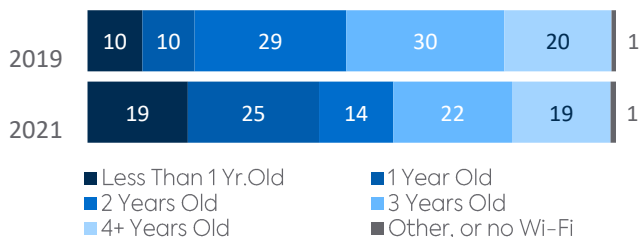


Age of Wi-Fi Access Points Reported by Schools (%)

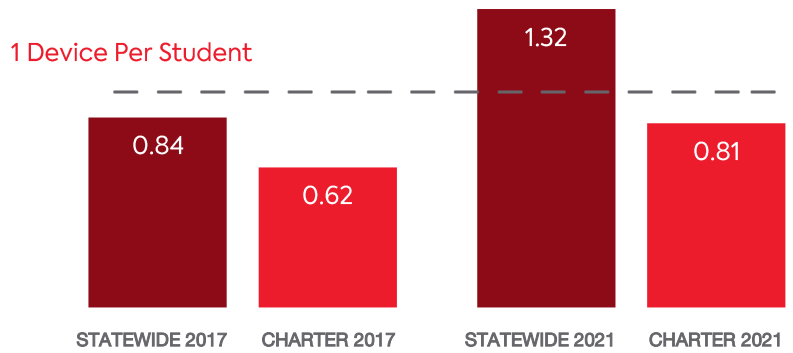
Charter Coverage



Statewide Coverage



COMPUTING DEVICES PER STUDENT

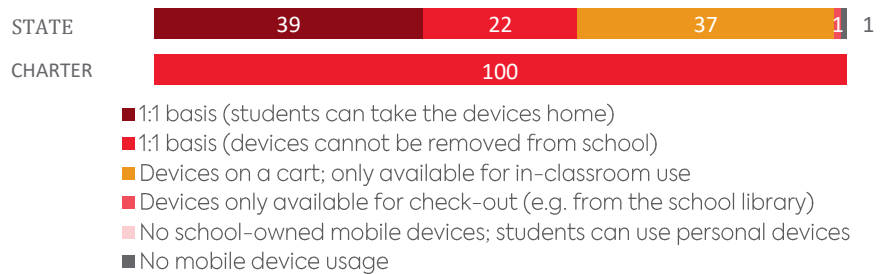


COMPUTING DEVICES USED IN SCHOOLS

Device Type	Student Use	Teacher/Admin Use	Change in the # of Devices Since 2017	Percent Change Since 2017	Percent Change Statewide
DESKTOPS WINDOWS OS	75	8	-23	-22%	-30%
LAPTOPS WINDOWS OS	200	31	+50	28%	112%
DESKTOPS MAC	12	3	+6	67%	-25%
LAPTOPS MAC	0	1	0	0%	3%
CHROMEBOOKS GOOGLE	0	0	0	N/A	126%
TABLETS WINDOWS	0	0	0	N/A	86%
TABLETS ANDROID	0	0	0	N/A	-23%
TABLETS IOS	100	10	+46	72%	21%
OTHER DEVICES	0	0	0	N/A	-88%
ALL COMPUTING DEVICES	387	53	+79	22%	59%

MOBILE DEPLOYMENT

Wireless Device Policies at Schools (%)



FULL-TIME EQUIVALENT (FTE) TECHNICAL SUPPORT STAFF IN UTAH SCHOOLS

