

BOX ELDER SCHOOL DISTRICT

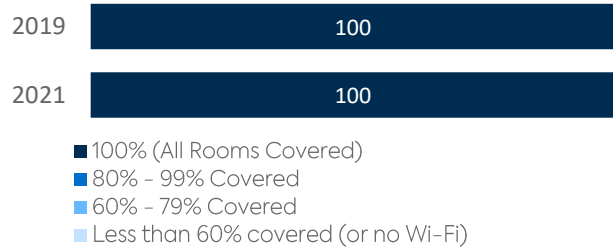
DISTRICT FACTS

ENROLLMENT12,615
 NUMBER OF SCHOOLS21
 ESTIMATED % OF STUDENTS WITH INADEQUATE HOME INTERNET SERVICE18%
 % OF STUDENTS RECEIVING REMOTE INTERNET ACCESS SOLUTIONS OR SERVICE1%

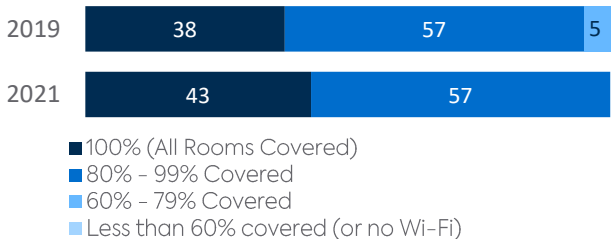
WI-FI NETWORKS

Wi-Fi Coverage Reported by Schools (%)

District Coverage




Statewide Coverage

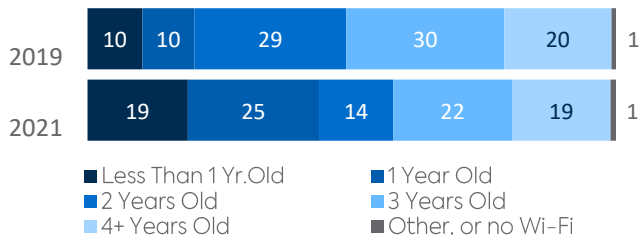


Age of Wi-Fi Access Points Reported by Schools (%)

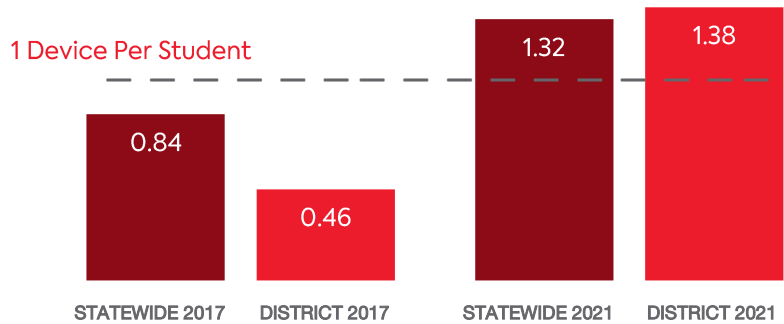
District Coverage



Statewide Coverage



COMPUTING DEVICES PER STUDENT



COMPUTING DEVICES USED IN SCHOOLS

	Student Use	Teacher/Admin Use	Change in the # of Devices Since 2017	Percent Change Since 2017	Percent Change Statewide
DESKTOPS WINDOWS OS	1,957	1,050	+200	7%	-30%
LAPTOPS WINDOWS OS	30	275	+91	43%	112%
DESKTOPS MAC	2	1	0	0%	-25%
LAPTOPS MAC	0	33	+30	1000%	3%
CHROMEBOOKS GOOGLE	15,149	5	+11,943	372%	126%
TABLETS WINDOWS	0	0	-20	-100%	86%
TABLETS ANDROID	0	0	0	N/A	-23%
TABLETS IOS	295	684	+835	580%	21%
OTHER DEVICES	0	0	0	N/A	-88%
ALL COMPUTING DEVICES	17,433	2,048	+13,079	204%	59%

MOBILE DEPLOYMENT

Wireless Device Policies at Schools (%)



- 1:1 basis (students can take the devices home)
- 1:1 basis (devices cannot be removed from school)
- Devices on a cart; only available for in-classroom use
- Devices only available for check-out (e.g. from the school library)
- No school-owned mobile devices; students can use personal devices
- No mobile device usage

FULL-TIME EQUIVALENT (FTE) TECHNICAL SUPPORT STAFF IN UTAH SCHOOLS

