

JORDAN SCHOOL DISTRICT

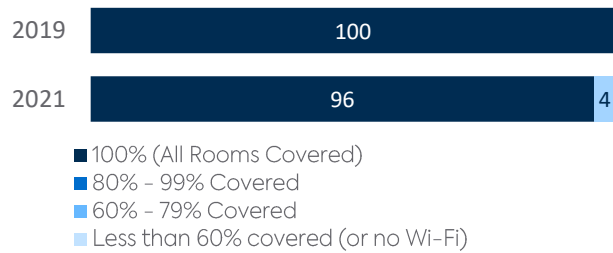
DISTRICT FACTS

ENROLLMENT	57,961
NUMBER OF SCHOOLS	68
ESTIMATED % OF STUDENTS WITH INADEQUATE HOME INTERNET SERVICE	1%
% OF STUDENTS RECEIVING REMOTE INTERNET ACCESS SOLUTIONS OR SERVICE	3%

WI-FI NETWORKS

Wi-Fi Coverage Reported by Schools (%)

District Coverage




Statewide Coverage

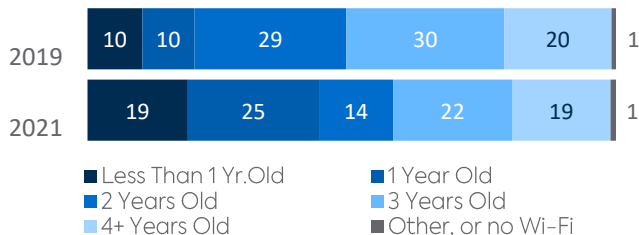


Age of Wi-Fi Access Points Reported by Schools (%)

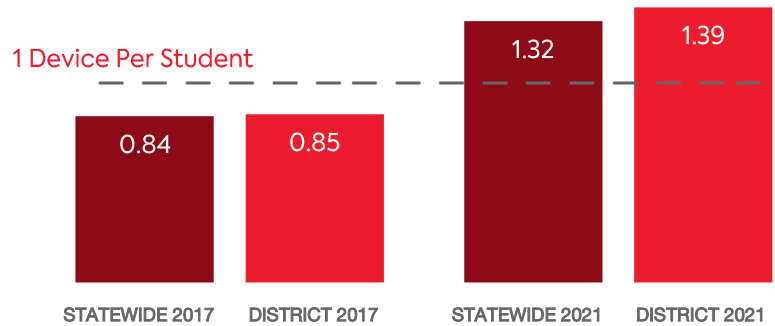
District Coverage



Statewide Coverage



COMPUTING DEVICES PER STUDENT



COMPUTING DEVICES USED IN SCHOOLS

Device Type	Student Use	Teacher/Admin Use	Change in the # of Devices Since 2017	Percent Change Since 2017	Percent Change Statewide
DESKTOPS WINDOWS OS	5,400	959	-29	-0%	-30%
LAPTOPS WINDOWS OS	952	1,375	-1,477	-39%	112%
DESKTOPS MAC	1,548	464	-1,153	-36%	-25%
LAPTOPS MAC	4,602	3,169	+729	10%	3%
CHROMEBOOKS GOOGLE	62,502	299	+39,618	171%	126%
TABLETS WINDOWS	15	0	-1	-6%	86%
TABLETS ANDROID	20	0	+3	18%	-23%
TABLETS IOS	5,337	2,669	-1,828	-19%	21%
OTHER DEVICES	13	0	-48	-79%	-88%
ALL COMPUTING DEVICES	80,389	8,935	+35,814	67%	59%

MOBILE DEPLOYMENT

Wireless Device Policies at Schools (%)



FULL-TIME EQUIVALENT (FTE) TECHNICAL SUPPORT STAFF IN UTAH SCHOOLS

