

LOGAN CITY SCHOOL DISTRICT

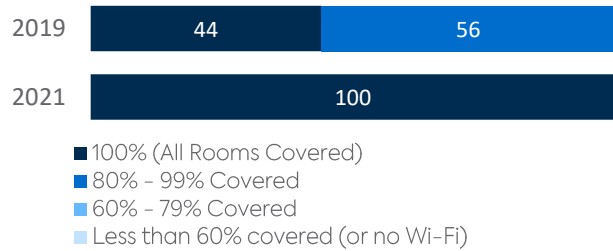
DISTRICT FACTS

ENROLLMENT5,376
 NUMBER OF SCHOOLS9
 ESTIMATED % OF STUDENTS WITH INADEQUATE HOME INTERNET SERVICE 5%
 % OF STUDENTS RECEIVING REMOTE INTERNET ACCESS SOLUTIONS OR SERVICE 1%

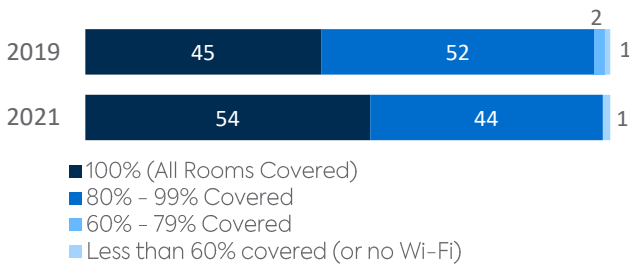
WI-FI NETWORKS

Wi-Fi Coverage Reported by Schools (%)

District Coverage




Statewide Coverage



Age of Wi-Fi Access Points Reported by Schools (%)

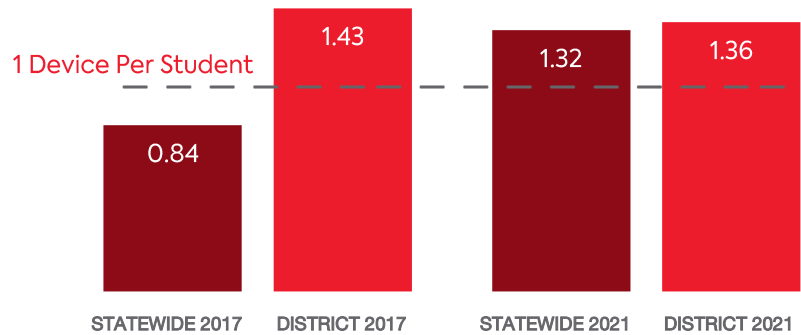
District Coverage



Statewide Coverage



COMPUTING DEVICES PER STUDENT



COMPUTING DEVICES USED IN SCHOOLS

Device Type	Student Use	Teacher/Admin Use	Change in the # of Devices Since 2017	Percent Change Since 2017	Percent Change Statewide
DESKTOPS WINDOWS OS	504	269	-328	-30%	-30%
LAPTOPS WINDOWS OS	193	201	-293	-43%	112%
DESKTOPS MAC	93	22	-264	-70%	-25%
LAPTOPS MAC	913	323	-1,026	-45%	3%
CHROMEBOOKS GOOGLE	4,974	0	+823	20%	126%
TABLETS WINDOWS	8	8	16	N/A	86%
TABLETS ANDROID	0	1	+1	N/A	-23%
TABLETS IOS	630	203	+116	16%	21%
OTHER DEVICES	0	0	0	N/A	-88%
ALL COMPUTING DEVICES	7,315	1,027	-955	-10%	59%

MOBILE DEPLOYMENT

Wireless Device Policies at Schools (%)



- 1:1 basis (students can take the devices home)
- 1:1 basis (devices cannot be removed from school)
- Devices on a cart; only available for in-classroom use
- Devices only available for check-out (e.g. from the school library)
- No school-owned mobile devices; students can use personal devices
- No mobile device usage

FULL-TIME EQUIVALENT (FTE) TECHNICAL SUPPORT STAFF IN UTAH SCHOOLS

