

NORTH SANPETE SCHOOL DISTRICT

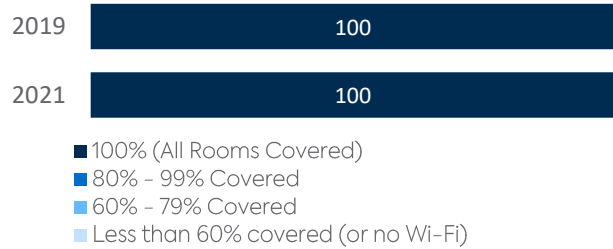
DISTRICT FACTS

ENROLLMENT2,729
 NUMBER OF SCHOOLS8
 ESTIMATED % OF STUDENTS WITH INADEQUATE HOME INTERNET SERVICE4.8%
 % OF STUDENTS RECEIVING REMOTE INTERNET ACCESS SOLUTIONS OR SERVICE 10%

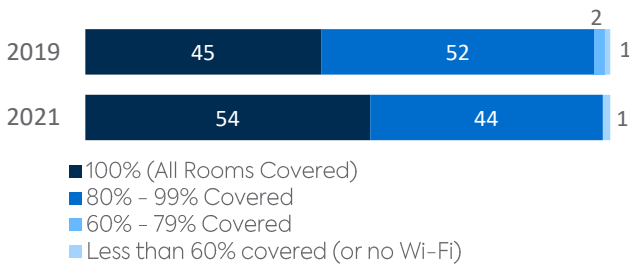
WI-FI NETWORKS

Wi-Fi Coverage Reported by Schools (%)

District Coverage

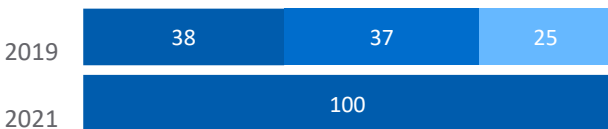


Statewide Coverage

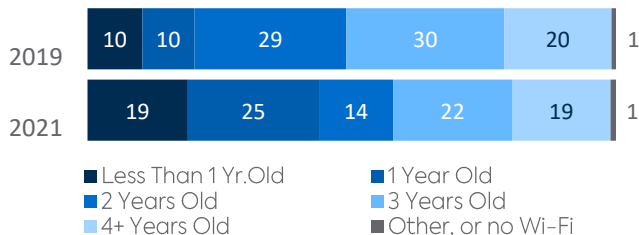


Age of Wi-Fi Access Points Reported by Schools (%)

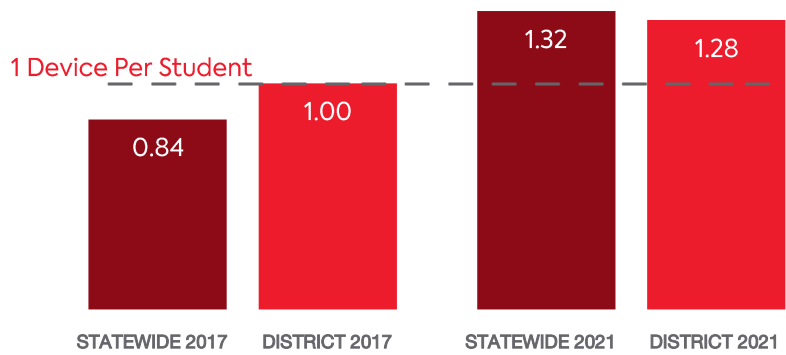
District Coverage



Statewide Coverage



COMPUTING DEVICES PER STUDENT

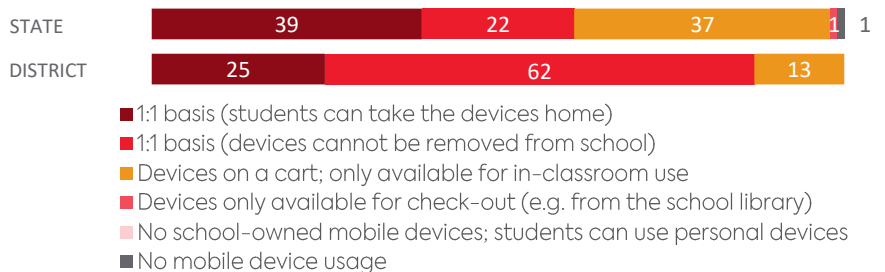


COMPUTING DEVICES USED IN SCHOOLS

Device Type	Student Use	Teacher/Admin Use	Change in the # of Devices Since 2017	Percent Change Since 2017	Percent Change Statewide
DESKTOPS WINDOWS OS	50	3	-93	-64%	-30%
LAPTOPS WINDOWS OS	0	2	-1	-33%	112%
DESKTOPS MAC	384	3	-84	-18%	-25%
LAPTOPS MAC	274	178	-72	-14%	3%
CHROMEBOOKS GOOGLE	30	0	-125	-81%	126%
TABLETS WINDOWS	0	0	0	N/A	86%
TABLETS ANDROID	0	0	0	N/A	-23%
TABLETS IOS	2,746	166	+1,393	92%	21%
OTHER DEVICES	0	0	-58	-100%	-88%
ALL COMPUTING DEVICES	3,484	352	+960	33%	59%

MOBILE DEPLOYMENT

Wireless Device Policies at Schools (%)



FULL-TIME EQUIVALENT (FTE) TECHNICAL SUPPORT STAFF IN UTAH SCHOOLS

