

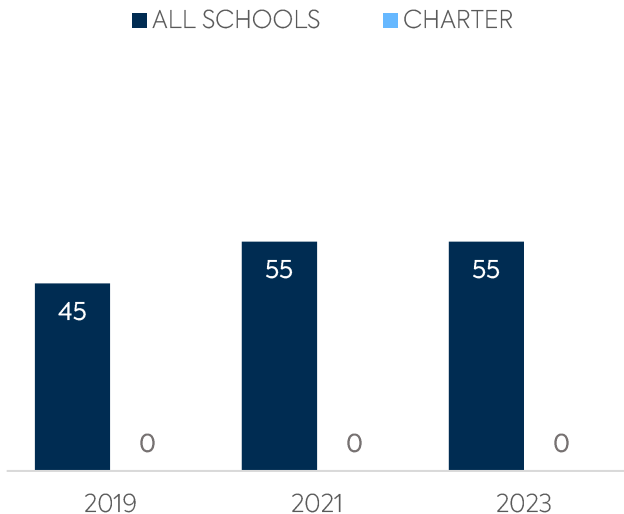
## AMERICAN LEADERSHIP ACADEMY

### CHARTER FACTS


ENROLLMENT.....	1,610
NUMBER OF SCHOOLS.....	1
ESTIMATED % OF STUDENTS WITH INADEQUATE HOME INTERNET SERVICE.....	0%
% OF STUDENTS RECEIVING REMOTE INTERNET ACCESS SOLUTIONS OR SERVICE.....	0%

### WI-FI NETWORK COVERAGE


Schools Where All Educational Spaces Have Wi-Fi Access (%)



### AGE OF WI-FI ACCESS POINTS (%)



### All Schools

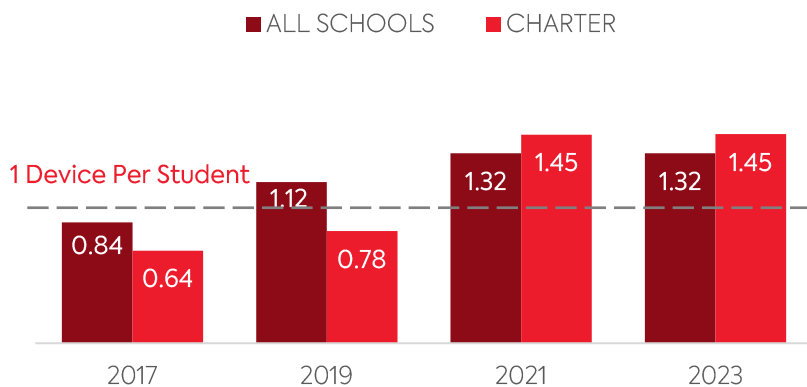


■ Less Than 1 Yr. Old    ■ 1 Year Old  
■ 2 Years Old    ■ 3 Years Old  
■ 4+ Years Old    ■ Other, or no Wi-Fi

### COMPUTING DEVICES USED IN SCHOOLS

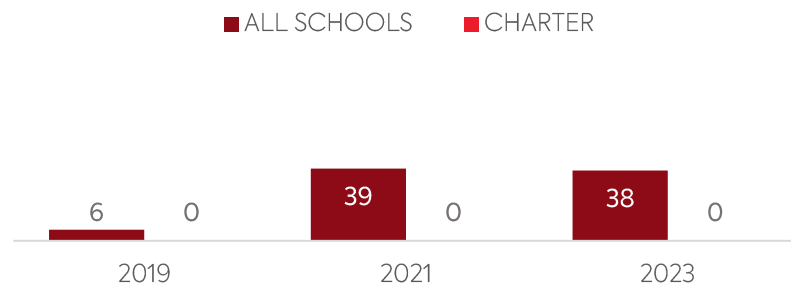
	Student Use	Teacher/Admin Use	Change in the # of Devices Since 2017	Percent Change Since 2017	Percent Change in All Schools
DESKTOPS   WINDOWS OS	100	10	-19	-15%	-46%
LAPTOPS   WINDOWS OS	350	110	-5	-1%	99%
DESKTOPS   MAC	45	6	-6	-11%	-43%
LAPTOPS   MAC	6	10	6	60%	-3%
CHROMEBOOKS   GOOGLE	1,750	4	1,330	314%	124%
TABLETS   WINDOWS	0	0	-30	-100%	125%
TABLETS   ANDROID	0	0	0	N/A	-27%
TABLETS   IOS	80	14	-122	-56%	21%
OTHER DEVICES	10	0	-20	-67%	-90%
<b>ALL COMPUTING DEVICES</b>	<b>2,341</b>	<b>154</b>	<b>1,134</b>	<b>83%</b>	<b>53%</b>

### COMPUTING DEVICES PER STUDENT



### MOBILE DEPLOYMENT

Schools With 1:1 Programs  
Where Students Can Take Devices Home (%)



### FULL-TIME EQUIVALENT (FTE) TECHNICAL SUPPORT STAFF IN UTAH SCHOOLS

