

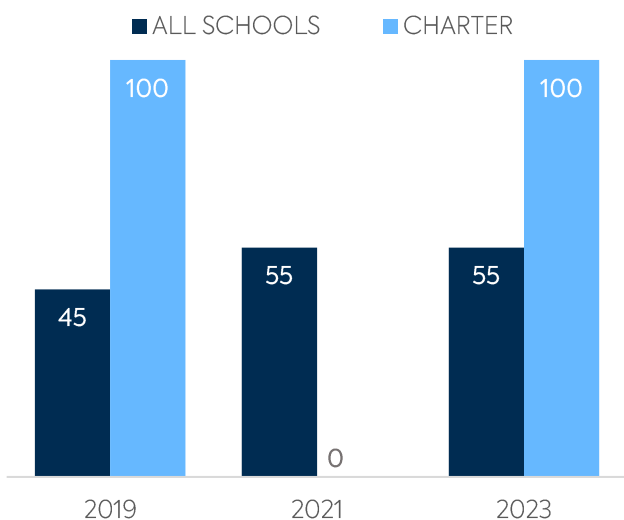
EDITH BOWEN LABORATORY SCHOOL

CHARTER FACTS

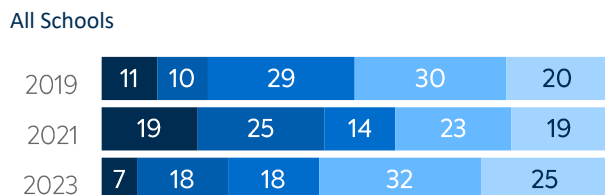

ENROLLMENT.....	378
NUMBER OF SCHOOLS.....	1
ESTIMATED % OF STUDENTS WITH INADEQUATE HOME INTERNET SERVICE.....	0%
% OF STUDENTS RECEIVING REMOTE INTERNET ACCESS SOLUTIONS OR SERVICE.....	0%

WI-FI NETWORK COVERAGE

Schools Where All Educational Spaces Have Wi-Fi Access (%)



AGE OF WI-FI ACCESS POINTS (%)

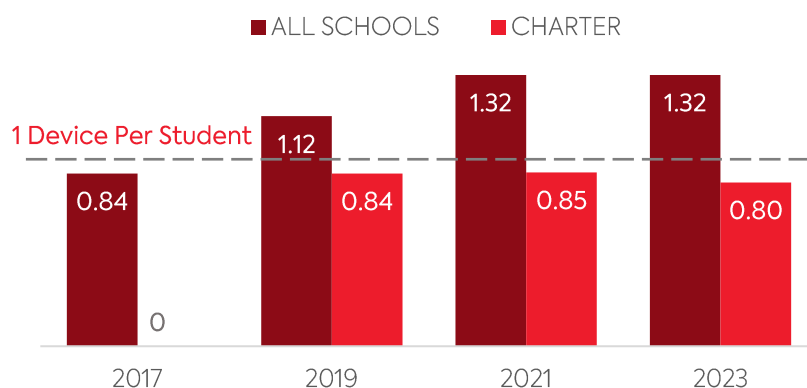


■ Less Than 1 Yr. Old ■ 1 Year Old
■ 2 Years Old ■ 3 Years Old
■ 4+ Years Old ■ Other, or no Wi-Fi

COMPUTING DEVICES USED IN SCHOOLS

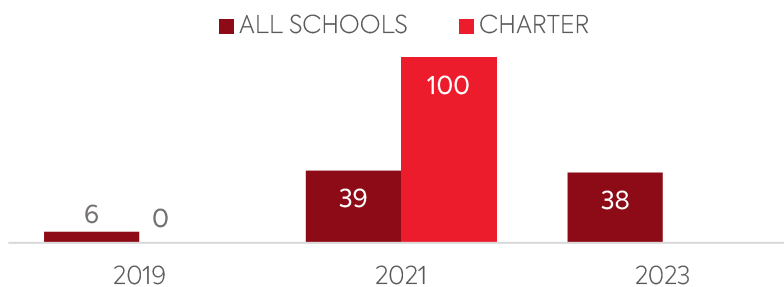
	Student Use	Teacher/Admin Use	Change in the # of Devices Since 2017	Percent Change Since 2017	Percent Change in All Schools
DESKTOPS WINDOWS OS	0	7	1	17%	-46%
LAPTOPS WINDOWS OS	0	3	-1	-25%	99%
DESKTOPS MAC	8	0	-4	-33%	-43%
LAPTOPS MAC	0	28	14	100%	-3%
CHROMEBOOKS GOOGLE	213	0	-147	-41%	124%
TABLETS WINDOWS	0	2	-1	-33%	125%
TABLETS ANDROID	0	1	1	N/A	-27%
TABLETS IOS	80	30	89	424%	21%
OTHER DEVICES	0	0	0	N/A	-90%
ALL COMPUTING DEVICES	301	71	-48	-11%	53%

COMPUTING DEVICES PER STUDENT



MOBILE DEPLOYMENT

Schools With 1:1 Programs
Where Students Can Take Devices Home (%)



FULL-TIME EQUIVALENT (FTE) TECHNICAL SUPPORT STAFF IN UTAH SCHOOLS

Computing Devices Per FTE Technical Support Staff

Teachers Per FTE Instructional Tech Support Staff

