

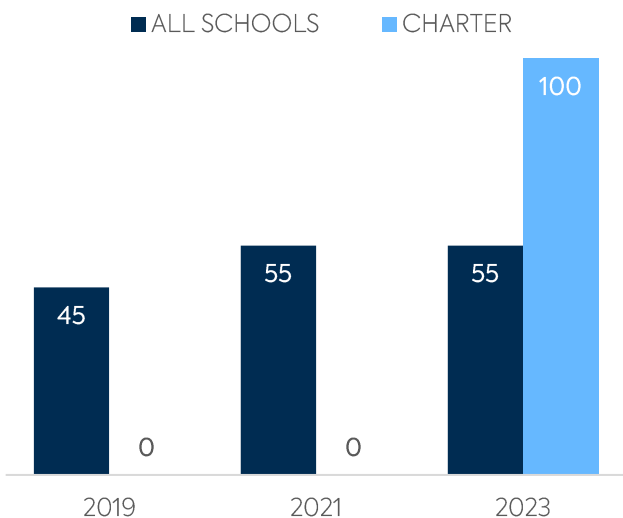
## ST. GEORGE ACADEMY

### CHARTER FACTS


ENROLLMENT.....	208
NUMBER OF SCHOOLS.....	1
ESTIMATED % OF STUDENTS WITH INADEQUATE HOME INTERNET SERVICE.....	0%
% OF STUDENTS RECEIVING REMOTE INTERNET ACCESS SOLUTIONS OR SERVICE.....	0%

### WI-FI NETWORK COVERAGE


Schools Where All Educational Spaces Have Wi-Fi Access (%)



### AGE OF WI-FI ACCESS POINTS (%)



### All Schools

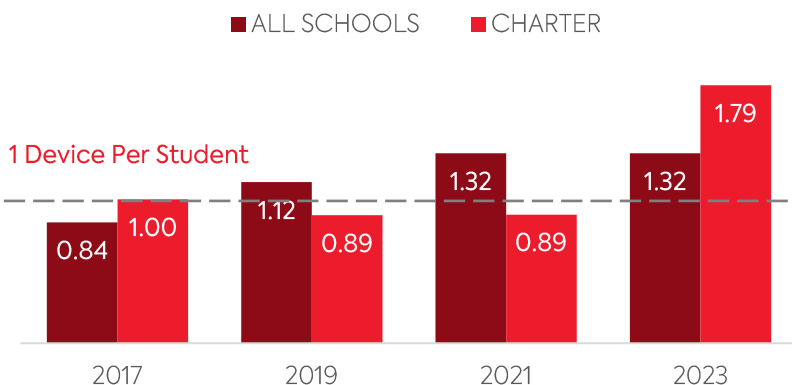


- Less Than 1 Yr. Old
- 1 Year Old
- 2 Years Old
- 3 Years Old
- 4+ Years Old
- Other, or no Wi-Fi

### COMPUTING DEVICES USED IN SCHOOLS

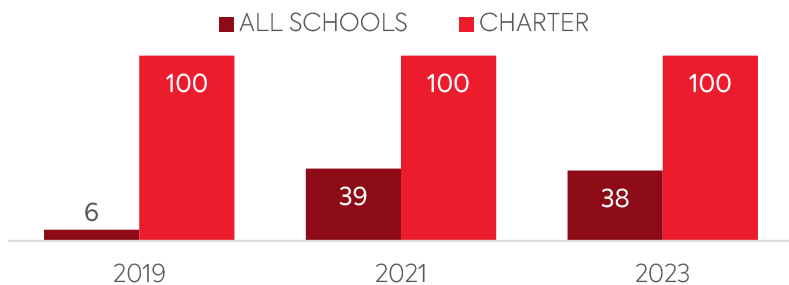
	Student Use	Teacher/Admin Use	Change in the # of Devices Since 2017	Percent Change Since 2017	Percent Change in All Schools
DESKTOPS   WINDOWS OS	48	48	95	9,500%	-46%
LAPTOPS   WINDOWS OS	13	13	22	550%	99%
DESKTOPS   MAC	0	0	0	N/A	-43%
LAPTOPS   MAC	10	10	11	122%	-3%
CHROMEBOOKS   GOOGLE	300	300	389	184%	124%
TABLETS   WINDOWS	1	1	2	N/A	125%
TABLETS   ANDROID	0	0	0	N/A	-27%
TABLETS   IOS	1	1	2	N/A	21%
OTHER DEVICES	0	0	0	N/A	-90%
<b>ALL COMPUTING DEVICES</b>	<b>373</b>	<b>373</b>	<b>521</b>	<b>232%</b>	<b>53%</b>

### COMPUTING DEVICES PER STUDENT



### MOBILE DEPLOYMENT

Schools With 1:1 Programs  
Where Students Can Take Devices Home (%)



### FULL-TIME EQUIVALENT (FTE) TECHNICAL SUPPORT STAFF IN UTAH SCHOOLS

Computing Devices Per FTE Technical Support Staff

Teachers Per FTE Instructional Tech Support Staff

