

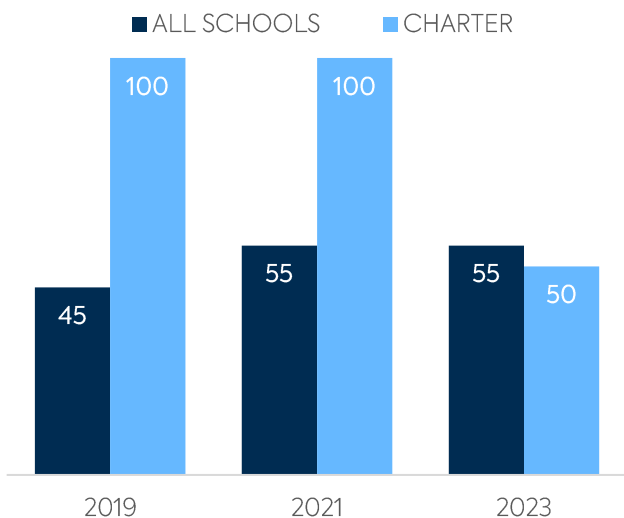
WALLACE STEGNER ACADEMY

CHARTER FACTS

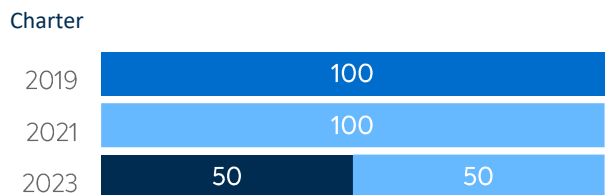
ENROLLMENT.....1,421
 NUMBER OF SCHOOLS.....2
 ESTIMATED % OF STUDENTS WITH INADEQUATE HOME INTERNET SERVICE.....0%
 % OF STUDENTS RECEIVING REMOTE INTERNET ACCESS SOLUTIONS OR SERVICE.....0%

WI-FI NETWORK COVERAGE


Schools Where All Educational Spaces Have Wi-Fi Access (%)



AGE OF WI-FI ACCESS POINTS (%)



All Schools

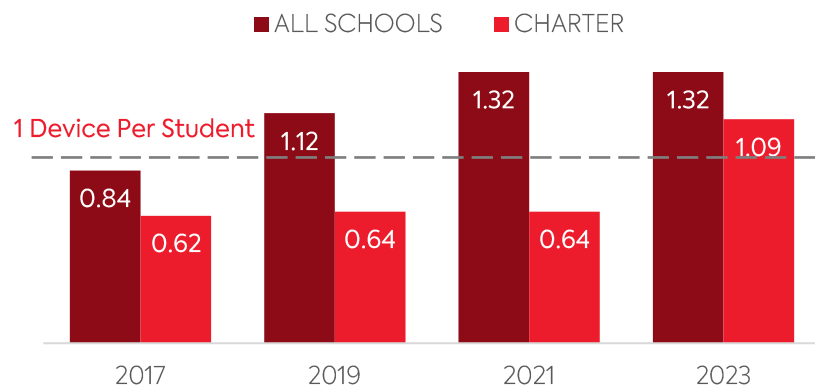


■ Less Than 1 Yr. Old ■ 1 Year Old
■ 2 Years Old ■ 3 Years Old
■ 4+ Years Old ■ Other, or no Wi-Fi

COMPUTING DEVICES USED IN SCHOOLS

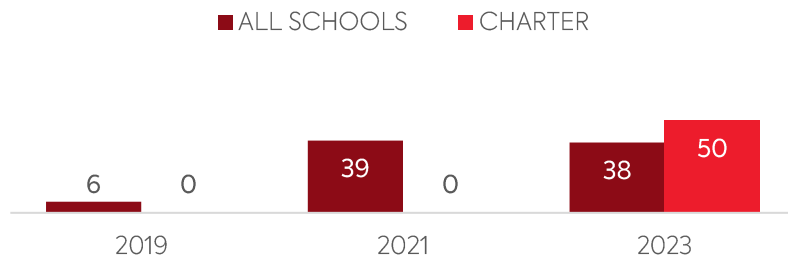
	Student Use	Teacher/Admin Use	Change in the # of Devices Since 2017	Percent Change Since 2017	Percent Change in All Schools
DESKTOPS WINDOWS OS	0	0	-2	-100%	-46%
LAPTOPS WINDOWS OS	0	0	0	N/A	99%
DESKTOPS MAC	0	0	0	N/A	-43%
LAPTOPS MAC	0	109	82	304%	-3%
CHROMEBOOKS GOOGLE	1,548	3	1,198	339%	124%
TABLETS WINDOWS	0	3	3	N/A	125%
TABLETS ANDROID	0	0	0	N/A	-27%
TABLETS IOS	0	18	14	350%	21%
OTHER DEVICES	0	0	0	N/A	-90%
ALL COMPUTING DEVICES	1,548	133	1,295	336%	53%

COMPUTING DEVICES PER STUDENT



MOBILE DEPLOYMENT

Schools With 1:1 Programs
 Where Students Can Take Devices Home (%)



FULL-TIME EQUIVALENT (FTE) TECHNICAL SUPPORT STAFF IN UTAH SCHOOLS

