

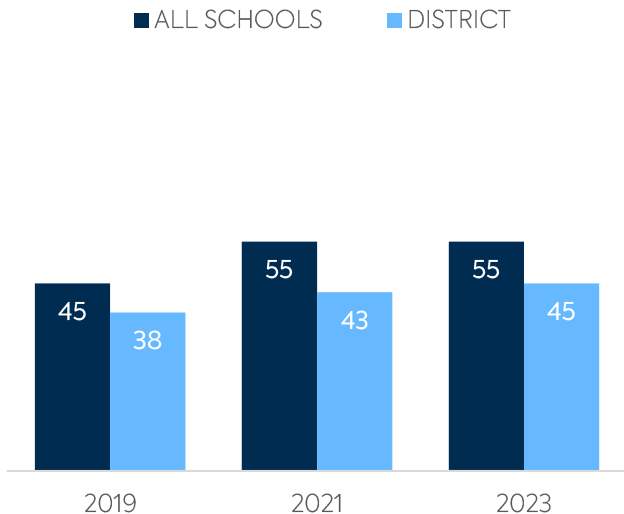
BOX ELDER SCHOOL DISTRICT

DISTRICT FACTS

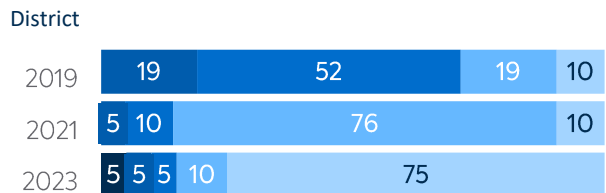
ENROLLMENT.....	12,619
NUMBER OF SCHOOLS.....	20
ESTIMATED % OF STUDENTS WITH INADEQUATE HOME INTERNET SERVICE.....	10%
% OF STUDENTS RECEIVING REMOTE INTERNET ACCESS SOLUTIONS OR SERVICE.....	0%

WI-FI NETWORK COVERAGE


Schools Where All Educational Spaces Have Wi-Fi Access (%)



AGE OF WI-FI ACCESS POINTS (%)



All Schools

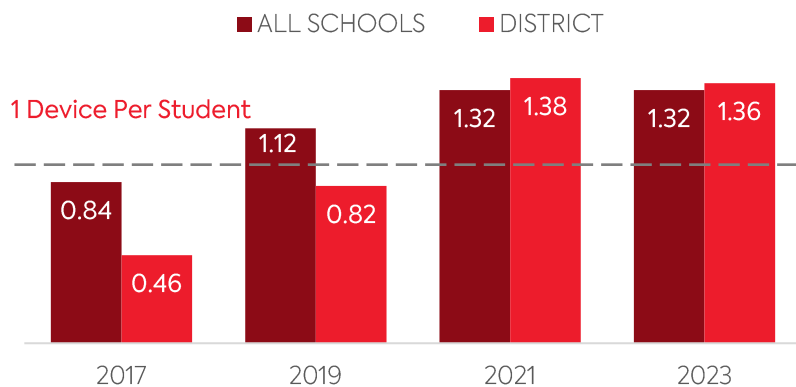


- Less Than 1 Yr. Old
- 1 Year Old
- 2 Years Old
- 3 Years Old
- 4+ Years Old
- Other, or no Wi-Fi

COMPUTING DEVICES USED IN SCHOOLS

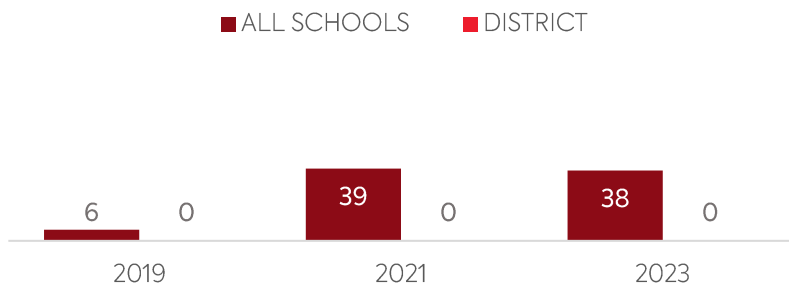
	Student Use	Teacher/Admin Use	Change in the # of Devices Since 2017	Percent Change Since 2017	Percent Change in All Schools
DESKTOPS WINDOWS OS	1,371	1,040	-396	-14%	-46%
LAPTOPS WINDOWS OS	40	195	21	10%	99%
DESKTOPS MAC	2	2	1	33%	-43%
LAPTOPS MAC	0	68	65	2,167%	-3%
CHROMEBOOKS GOOGLE	15,269	891	12,949	403%	124%
TABLETS WINDOWS	0	0	-20	-100%	125%
TABLETS ANDROID	0	0	0	N/A	-27%
TABLETS IOS	428	988	1,272	883%	21%
OTHER DEVICES	0	0	0	N/A	-90%
ALL COMPUTING DEVICES	17,110	3,184	13,892	217%	53%

COMPUTING DEVICES PER STUDENT



MOBILE DEPLOYMENT

Schools With 1:1 Programs
Where Students Can Take Devices Home (%)



FULL-TIME EQUIVALENT (FTE) TECHNICAL SUPPORT STAFF IN UTAH SCHOOLS

