

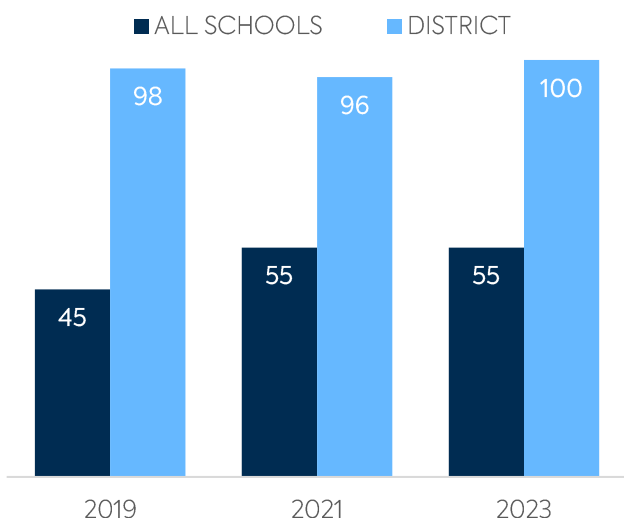
CANYONS SCHOOL DISTRICT

DISTRICT FACTS

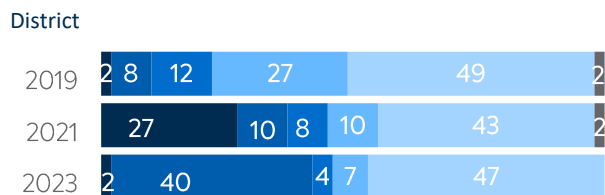
ENROLLMENT.....	33,356
NUMBER OF SCHOOLS.....	45
ESTIMATED % OF STUDENTS WITH INADEQUATE HOME INTERNET SERVICE.....	24.9%
% OF STUDENTS RECEIVING REMOTE INTERNET ACCESS SOLUTIONS OR SERVICE.....	3%

WI-FI NETWORK COVERAGE


Schools Where All Educational Spaces Have Wi-Fi Access (%)



AGE OF WI-FI ACCESS POINTS (%)



All Schools

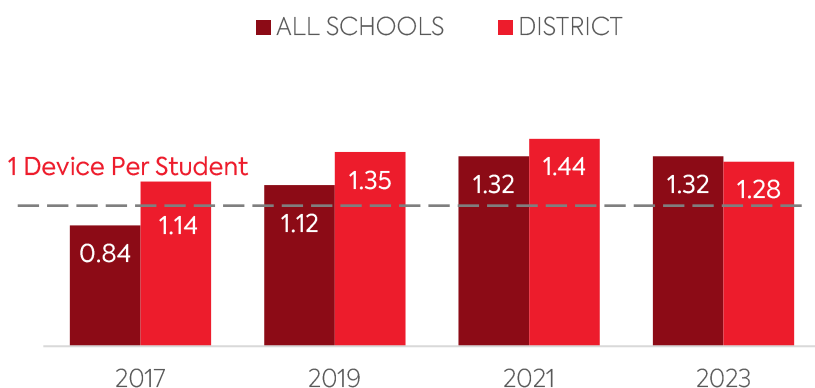


- Less Than 1 Yr. Old
- 1 Year Old
- 2 Years Old
- 3 Years Old
- 4+ Years Old
- Other, or no Wi-Fi

COMPUTING DEVICES USED IN SCHOOLS

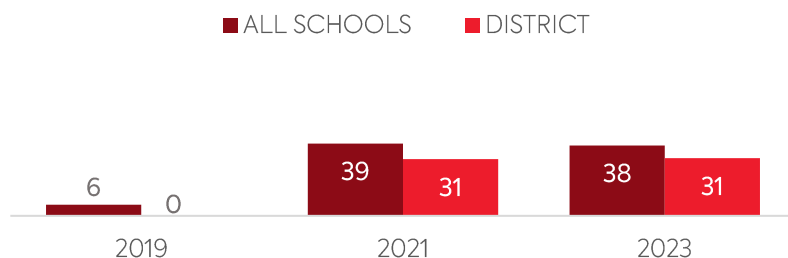
	Student Use	Teacher/Admin Use	Change in the # of Devices Since 2017	Percent Change Since 2017	Percent Change in All Schools
DESKTOPS WINDOWS OS	1,682	368	-1,893	-48%	-46%
LAPTOPS WINDOWS OS	73	272	-563	-62%	99%
DESKTOPS MAC	652	325	-1,748	-64%	-43%
LAPTOPS MAC	225	2,496	-2,533	-48%	-3%
CHROMEBOOKS GOOGLE	33,056	50	11,381	52%	124%
TABLETS WINDOWS	0	7	-1	-13%	125%
TABLETS ANDROID	0	0	-162	-100%	-27%
TABLETS IOS	7,065	1,966	-23	-0%	21%
OTHER DEVICES	10	0	7	233%	-90%
ALL COMPUTING DEVICES	42,763	5,484	4,465	10%	53%

COMPUTING DEVICES PER STUDENT



MOBILE DEPLOYMENT

Schools With 1:1 Programs
Where Students Can Take Devices Home (%)



FULL-TIME EQUIVALENT (FTE) TECHNICAL SUPPORT STAFF IN UTAH SCHOOLS

