

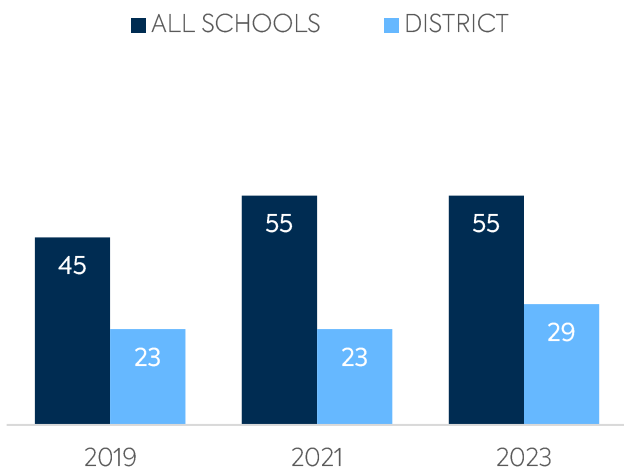
## DUCHESNE COUNTY SCHOOL DISTRICT

### DISTRICT FACTS

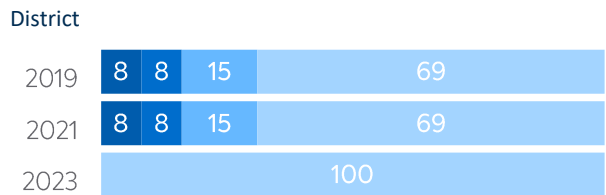
ENROLLMENT.....	5,332
NUMBER OF SCHOOLS.....	14
ESTIMATED % OF STUDENTS WITH INADEQUATE HOME INTERNET SERVICE.....	0%
% OF STUDENTS RECEIVING REMOTE INTERNET ACCESS SOLUTIONS OR SERVICE.....	0%

### WI-FI NETWORK COVERAGE


Schools Where All Educational Spaces Have Wi-Fi Access (%)



### AGE OF WI-FI ACCESS POINTS (%)



### All Schools

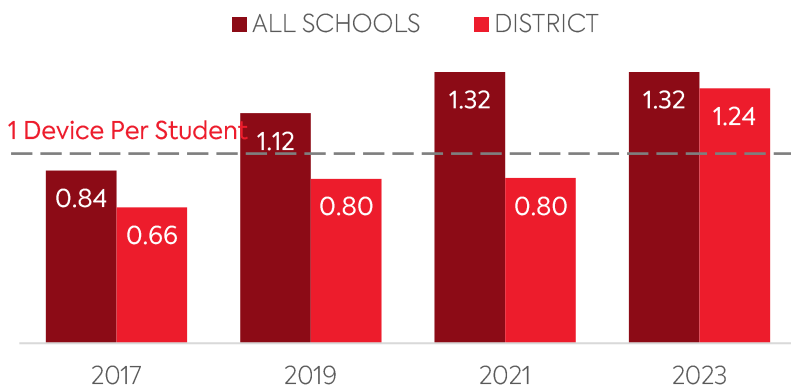


- Less Than 1 Yr. Old
- 1 Year Old
- 2 Years Old
- 3 Years Old
- 4+ Years Old
- Other, or no Wi-Fi

### COMPUTING DEVICES USED IN SCHOOLS

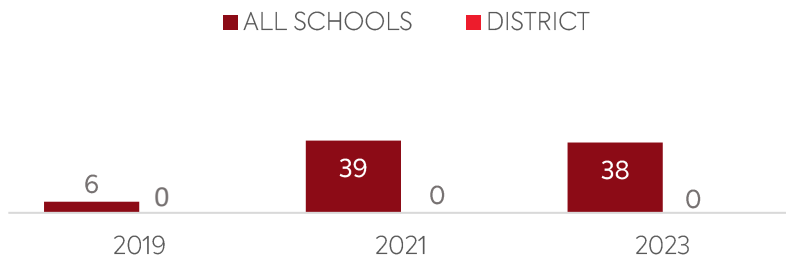
	Student Use	Teacher/Admin Use	Change in the # of Devices Since 2017	Percent Change Since 2017	Percent Change in All Schools
DESKTOPS   WINDOWS OS	226	21	-194	-44%	-46%
LAPTOPS   WINDOWS OS	110	144	-88	-26%	99%
DESKTOPS   MAC	130	56	-712	-79%	-43%
LAPTOPS   MAC	245	442	-77	-10%	-3%
CHROMEBOOKS   GOOGLE	5,073	35	3,832	300%	124%
TABLETS   WINDOWS	0	0	0	N/A	125%
TABLETS   ANDROID	0	0	0	N/A	-27%
TABLETS   IOS	830	300	410	57%	21%
OTHER DEVICES	0	0	0	N/A	-90%
<b>ALL COMPUTING DEVICES</b>	<b>6,614</b>	<b>998</b>	<b>3,171</b>	<b>71%</b>	<b>53%</b>

### COMPUTING DEVICES PER STUDENT



### MOBILE DEPLOYMENT

Schools With 1:1 Programs  
Where Students Can Take Devices Home (%)



### FULL-TIME EQUIVALENT (FTE) TECHNICAL SUPPORT STAFF IN UTAH SCHOOLS

