

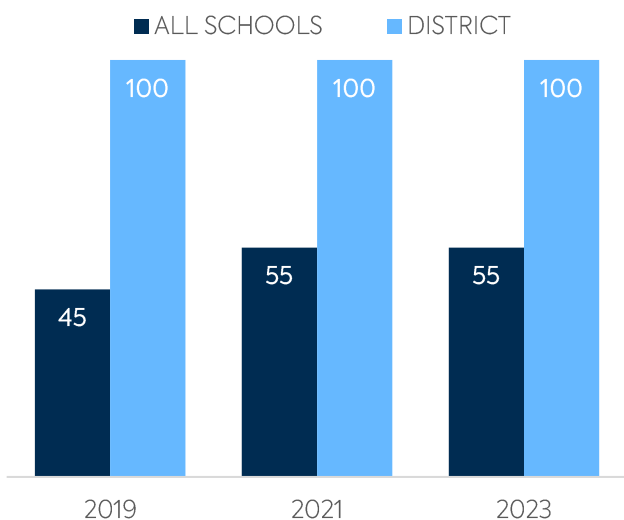
## MURRAY CITY SCHOOL DISTRICT

### DISTRICT FACTS


ENROLLMENT.....	5,704
NUMBER OF SCHOOLS.....	11
ESTIMATED % OF STUDENTS WITH INADEQUATE HOME INTERNET SERVICE.....	0%
% OF STUDENTS RECEIVING REMOTE INTERNET ACCESS SOLUTIONS OR SERVICE.....	7%

### WI-FI NETWORK COVERAGE


Schools Where All Educational Spaces Have Wi-Fi Access (%)



### AGE OF WI-FI ACCESS POINTS (%)



### All Schools

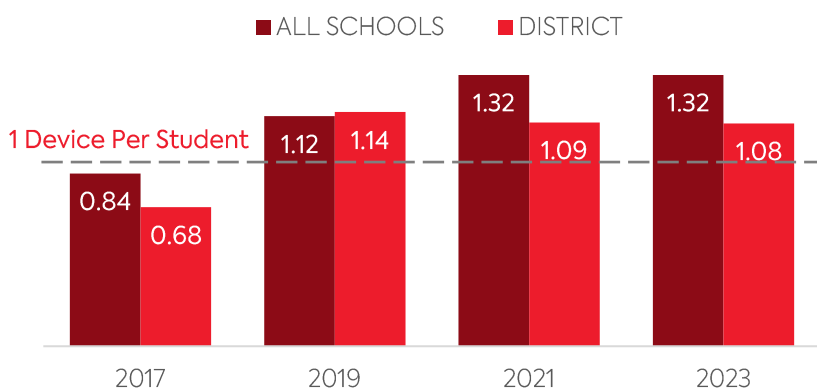


- Less Than 1 Yr. Old
- 1 Year Old
- 2 Years Old
- 3 Years Old
- 4+ Years Old
- Other, or no Wi-Fi

### COMPUTING DEVICES USED IN SCHOOLS

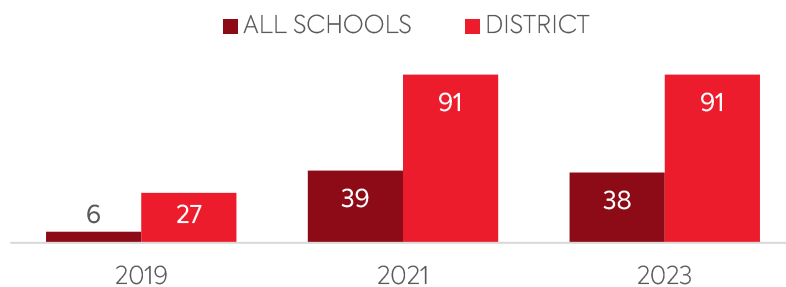
	Student Use	Teacher/Admin Use	Change in the # of Devices Since 2017	Percent Change Since 2017	Percent Change in All Schools
DESKTOPS   WINDOWS OS	525	65	-549	-48%	-46%
LAPTOPS   WINDOWS OS	0	389	-620	-61%	99%
DESKTOPS   MAC	38	0	-39	-51%	-43%
LAPTOPS   MAC	0	189	122	182%	-3%
CHROMEBOOKS   GOOGLE	5,557	344	3,110	111%	124%
TABLETS   WINDOWS	36	0	36	N/A	125%
TABLETS   ANDROID	6	0	-18	-75%	-27%
TABLETS   IOS	20	85	48	84%	21%
OTHER DEVICES	0	0	0	N/A	-90%
<b>ALL COMPUTING DEVICES</b>	<b>6,182</b>	<b>1,072</b>	<b>2,090</b>	<b>41%</b>	<b>53%</b>

### COMPUTING DEVICES PER STUDENT



### MOBILE DEPLOYMENT

Schools With 1:1 Programs  
Where Students Can Take Devices Home (%)



### FULL-TIME EQUIVALENT (FTE) TECHNICAL SUPPORT STAFF IN UTAH SCHOOLS

