

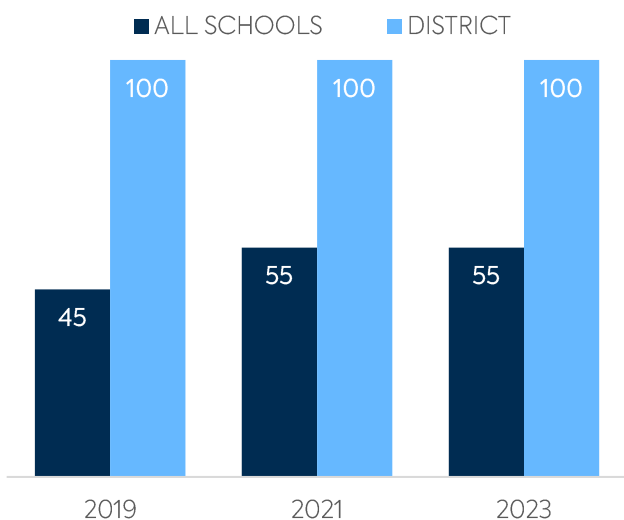
## OGDEN CITY SCHOOL DISTRICT

### DISTRICT FACTS

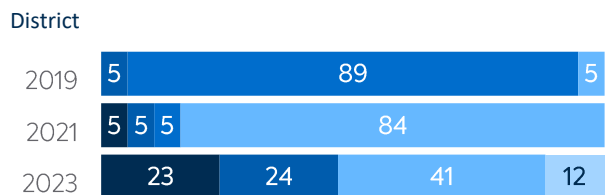
ENROLLMENT.....	10,368
NUMBER OF SCHOOLS.....	17
ESTIMATED % OF STUDENTS WITH INADEQUATE HOME INTERNET SERVICE.....	0%
% OF STUDENTS RECEIVING REMOTE INTERNET ACCESS SOLUTIONS OR SERVICE.....	1%

### WI-FI NETWORK COVERAGE


Schools Where All Educational Spaces Have Wi-Fi Access (%)



### AGE OF WI-FI ACCESS POINTS (%)



### All Schools

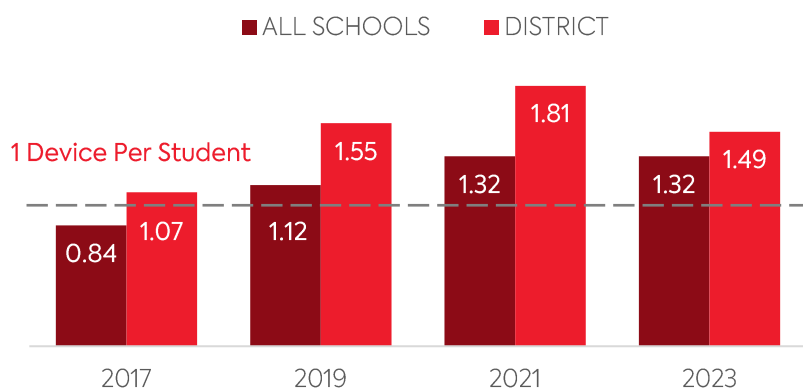


- Less Than 1 Yr. Old
- 1 Year Old
- 2 Years Old
- 3 Years Old
- 4+ Years Old
- Other, or no Wi-Fi

### COMPUTING DEVICES USED IN SCHOOLS

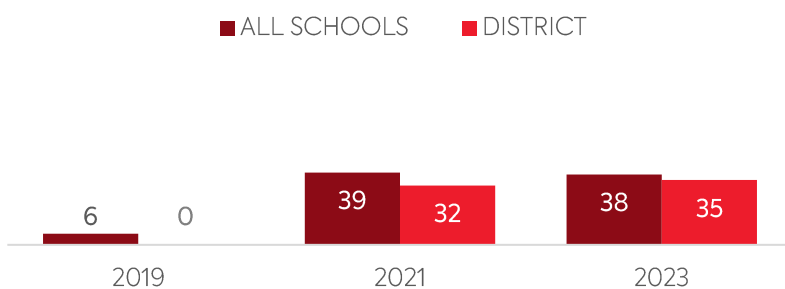
	Student Use	Teacher/Admin Use	Change in the # of Devices Since 2017	Percent Change Since 2017	Percent Change in All Schools
DESKTOPS   WINDOWS OS	714	362	-3,424	-76%	-46%
LAPTOPS   WINDOWS OS	41	919	-182	-16%	99%
DESKTOPS   MAC	4	0	-58	-94%	-43%
LAPTOPS   MAC	2	4	-2	-25%	-3%
CHROMEBOOKS   GOOGLE	14,036	136	8,482	149%	124%
TABLETS   WINDOWS	0	0	-6	-100%	125%
TABLETS   ANDROID	0	0	0	N/A	-27%
TABLETS   IOS	628	342	-726	-43%	21%
OTHER DEVICES	0	0	-55	-100%	-90%
<b>ALL COMPUTING DEVICES</b>	<b>15,425</b>	<b>1,763</b>	<b>4,029</b>	<b>31%</b>	<b>53%</b>

### COMPUTING DEVICES PER STUDENT



### MOBILE DEPLOYMENT

Schools With 1:1 Programs  
Where Students Can Take Devices Home (%)



### FULL-TIME EQUIVALENT (FTE) TECHNICAL SUPPORT STAFF IN UTAH SCHOOLS

