


FCCLA Human Scavenger Hunt

| | | |
|--|--|--|
| <p><i>How many FCCLA national officers are there?</i></p> | <p><i>What is the name of the FCCLA national magazine?</i></p> | <p><i>Name one of the benefits of being an FCCLA member.</i></p> |
| <p><i>How many FCCLA chapters are there in the USA?</i></p> | <p><i>Name another benefit of being a member of FCCLA.</i></p> | <p><i>How much are the FCCLA national dues?</i></p> |
| <p><i>Name another benefit of being an FCCLA member</i></p> | <p><i>How many FCCLA state associations are there?</i></p> | <p><i>Explain what a "due" is.</i></p> |
| <p><i>Name another benefit of being an FCCLA member.</i></p> | <p><i>How much are the FCCLA state dues?</i></p> | <p><i>Name another benefit of being an FCCLA member.</i></p> |
| <p><i>What does FCCLA stand for?</i></p> | <p><i>How many FCCLA members are there?</i></p> | <p><i>Who collects the dues?</i></p> |





Human Scavenger Hunt

Cut the squares below apart and give each student an answer card. They will then write their answer in the appropriate box on each scavenger hunt paper as their classmates approach them.

| | | |
|---|---|---|
| <p>FCCLA stands for: Family, Career and Community, Leaders of America.</p> | <p>FCCLA national dues are: \$ 9.00.</p> | <p>FCCLA state dues are: \$ ____.</p> |
| <p>FCCLA has nearly 220,000 members nationwide.</p> | <p>FCCLA has 50 state associations plus the District of Columbia, Puerto Rico, and the Virgin Islands.</p> | <p>The FCCLA national magazine is called <i>Teen Times</i>.</p> |
| <p>There are nearly 7,000 FCCLA chapters in the United States.</p> | <p>There are 10 FCCLA national officers.</p> | <p>Dues are a fee or charge that a person pays to be a member of an organization or group.</p> |
| <p>Each teacher or school determines who collects the dues.</p> | <p>One of the benefits of FCCLA membership is making new friends.</p> | <p>One of the benefits of FCCLA membership is the opportunity to travel.</p> |
| <p>One of the benefits of FCCLA membership is learning how to plan and carry out projects and goals.</p> | <p>One of the benefits of FCCLA membership is gaining public speaking skills.</p> | <p>One of the benefits of FCCLA membership is the opportunity to win scholarships.</p> |

Service Project Planning Tips & Project Ideas

1. Research your project.
2. Form a team.
3. Find a sponsor.
4. Make a plan.
5. Consider the recipient.
6. Decide where you will perform your service.
7. Get any permissions you need to proceed.
8. Advertise.
9. Fundraise.
10. When your project has ended, evaluate it.

**"Take 5" and
give 10 back...
Serve the
Community!!!**


Control animal populations
Adopt a zoo animal
Community Beautification
Paint a house
Rake leaves
Yard clean-up
Trash removal
Start a crime clue box
Support anti-crime laws
STOP the Violence
Improve your school's environment
Plant trees & flowers
Recycling projects
Organize curbside pick-up for recycling
New kid (at school) survival kits
Adopt a grandparent
Gift baskets for senior citizens
Birthday bags for women & children center
Giving tree (gifts for Christmas)
Care packages for homeless
Food drives
Community gardening
Tutoring in elementary schools
Game day for people with special needs
Help register voters
Organ donation registration & promotion
After-school safety program
Poison Control awareness campaign

Halloween children's carnival
Babysitting for busy parents
Dinner & dance for special needs students
Repairs or improvements to local park
Festival of Trees
Humanitarian kits
Newborn baby kits
School kits
Soldier care packages
Holiday decorations for senior centers
Home or car emergency kits
Read books & record on tape for the blind
Volunteer with Special Olympics
Habitat for Humanity
Make reading and math flashcards for schools
Collect items for basic housekeeping donate to
local homeless shelter/women & children's
Make birthday/get well cards for hospitals
Raise money for another organization
Make posters/fliers that promote tolerance
Have an awards day for kids at school
Clean-up vacant lots
Paint over graffiti
School supply kits for kids at your school
Relay for Life
Project Linus
Safety survival kits for homeless
Painting curbs in community
Mow laws for senior citizens/widows/singles
Yard sale to raise money for charity



FCCLA Newsletter

September 2006



Step In ➔ Stand Out

Dutch Oven Cook-Off!

FCCLA is in charge of the 2006 Annual Dutch Oven Cook-Off. It will be on Sept. 15th. We are trying to get as many people as possible! If you are interested or have any questions please talk to Mrs. Stockdale!



Remember:

The more people there are, the more fun we'll have! Encourage your friends to join too! If you get ONE friend to join, you get a candybar... get TWO friends to join, you get a super cool Riverton keychain!

Member Spotlight

M.3. Graham: M.3. is very outgoing and loves to make friends., if she could go to anywhere in the world, it would be France

Jennie Argyle: Jennie doesn't like to spell out the word "the" and she enjoys playing invisible violin with Natalie Ludwig!

Tianna Haraguchi: Tianna thinks her personality makes her stand out.. If she could go anywhere it would be Japan to learn more about her culture.




Katie Koford: Katie loves sewing, band, and cooking. She plays the trumpet!



September 2006

| Sun | Mon | Tue | Wed | Thu | Fri | Sat |
|-----|-----|-----|-----|-----|-----|-----|
|-----|-----|-----|-----|-----|-----|-----|

FCCLA "Step in- Stand out"

| | | | | | | |
|---|---|--------------------------------|----|--|--|---------------------------|
| 3 | 4 | 5 | 6 | 7 | 8 | 1 |
| | Labor Day  School! | | | Ice cream social 2:30- Mrs. Stokes room  | | |
| 10 | 11 | 12 | 13 | 14 | 15 | Homecoming Dance 10 pm |
| | | Homecoming Week! | | | Dutch oven cook off 2:30- parking lot. Homecoming Game 7:00 | |
| 17 | 18 | 19 | 20 | 21 | 22 | |
|  | | | | Power of one activity- meet at Mrs. Stokes room @ 2:30 | | |
| 24 | 25 | 26 | 27 | 28 | 29 | |
| | | Parent- Teacher Conferences | | Service Project-28 more details later | NO SCHOOL | |

"FAMILY FUN NIGHT"

Goal: To encourage communication and togetherness between FHA/HERO members and their families.

What: An evening of fun, games and food to share time as a family in a relaxed atmosphere.

Who: FHA/HERO members and their family members.

When: During National Families Week in late November.

Where: FACS department or school cafeteria.

How: Invitations were sent to each FHA/HERO family two weeks before the event. RSVP's were requested to help with planning for food and activities.


AGENDA:

1. Puzzle Mixer - Each person was given a piece of a puzzle. They had to find others with the same puzzle to create their picture.
 2. Family Story - The little boy kept bothering his father, who was trying to work. The father took a picture of the world out of a magazine a tore it into pieces as a puzzle for the boy to put together thinking it would keep him busy awhile. Shortly the boy told the father he was done. When asked how he did it so quickly, the boy said there was a picture of a family on the back and "When you get the family right, the world will be right."
 3. Our members prepared a meal of chili, salad, brownies and juice for the group. A carry-in or light refreshments could be planned instead.
 4. Following the meal, we divided into family groups. The groups rotated through several role reversal activities to encourage communication and togetherness.
 - A. Peanut Butter Sandwiches - The parent took the role of a small child and the teen, as "parent" had to instruct, step-by-step, how to make a peanut butter and jelly sandwich, with the "child" following the instructions to the letter.
 - B. Marshmallow Mania - Parent and teen sit back-to-back. One person uses large and small marshmallows and toothpicks to construct a "figure" while instructing the partner to make the same figure without looking. The partner may not ask questions or comment during the process. When finished, they compare figures to see how well instructions were given and followed.
 - C. Mixed Up Mess - Several families are grouped together. They stand in a close group and each one reaches across to join hands with two other people. The group then has to work together to untangle without letting go of hands.
- These activities help both parent and teen understand the importance of good communication and what can happen if directions are unclear or not followed correctly. Feedback and teamwork are also involved.
5. We finished the evening with whole group activities.
 - A. Big Wind Blows - All sit on chairs in a circle with one person as "It" in the middle. "It" says, "The Big Wind Blows for everyone: wearing red (who is a parent, who is an FHA member, who has a job, etc.)" and those people must move to another chair while "It" takes a seat and the person left standing now becomes "It".
 - B. Camp Songs - "A Boy and a Girl in a Little Canoe," "The Frog Song," and "Singin' in the Rain."
 6. Flyers were given out with suggestions of activities families could do together for fun.

Fun Service Project Ideas

- ☆ "Unbirthday" Party: Many times homeless children don't get to celebrate their birthdays with a big birthday bash, so why not throw one for them? Contact a homeless shelter and tell them of your idea. If they approve, set the date and ask for the approximate number of kids. Then start planning! Have birthday activities and games, ice cream and cake and gifts for each child. Have enough volunteers so each child can have a buddy!
- ☆ Hold a Dance: Have a dance at your school or at a community recreation facility. Charge admission, but have it be a toy or a game. Then take the toys to a homeless shelter or hospital, or use them for the unbirthday party as the gifts. (Make sure the toys are cleaned if they are used items!)
- ☆ Sock Hop: One of the number one articles of clothing homeless people need are socks. Have a dance and call it a sock hop. The admission to the dance — a pair of socks.
- ☆ Car Wash: Hold a car wash or garage sale and then donate the money to an organization such as Habitat For Humanity or the March of Dimes.
- ☆ Crafts: Plan a craft project to do with the kids at homeless shelters and children hospitals.
- ☆ Talent Show: Hold a talent show at a nursing home. Share your talents and then let them share theirs.
- ☆ Pet Therapy: Take a pet, such as a dog or cat, to a nursing home. A cuddly animal can brighten a dull afternoon.
- ☆ Senior Prom: Put on a "senior prom" at a nursing home. Have refreshments and decorations. Find music from their era and dance the night away!
- ☆ Craft Fair: Hold a fair where the patrons of a nursing home can display and sell the crafts they have made. Invite the community to attend.
- ☆ Adopt a Highway: Clean up trash on a highway or freeway.
- ☆ Habitat For Humanity: Join up with your local chapter of Habitat For Humanity and help to build a house for a homeless family.
- ☆ Book Worms?: Contact a library and see what needs to be done to promote literacy in your area. This could consist of meeting with adults and children.
- ☆ Elementary Schools: Contact inner city elementary schools and see if H.U.G.S. Club members could become "role models." Help the students with their school work and be a tutor. Be an example as you play with them on the playground at recess.
- ☆ Sports Fans?: Why not start your own team? Be the coach to a team of kids that have mental and physical challenges. Start up a basketball or baseball team.
- ☆ Carnival: Have a carnival for people who are mentally and/or physically challenged. Set up booths and games with prizes, food and lots of fun. This is a great activity to have outdoors when the weather is nice.
- ☆ Care Packages: Put together packages for people suffering in third world countries. Find someone who is traveling to one of these countries and find out exactly what is needed.
- ☆ Silver Screen Night: Show old movies to senior citizens and serve popcorn and soft drinks.
- ☆ "Trunk" or Treat: Decorate the inside trunks of several cars and take to homeless shelter or area where children cannot go out trick-or-treating. Have the children go to each trunk and select sweet treats from each.
- ☆ Food Drive: Call the local food bank and ask what items they are in need of. Next, make a list of these items, grouping them together, such as canned food, vegetables, etc. Then stand outside a grocery store and hand people the list, explain what you're doing and ask them if they can pick up one item from the list to donate. Make sure to check with the store manager beforehand.
- ☆ Seniors Sing Along: Direct and sing along with seniors in a program at a retirement home for the seniors' families.
- ☆ Shaving Cream: Take cans of shaving cream to an elementary school, homeless shelter, etc. Spray the shaving cream on table top or desk and have fun with the kids. Be prepared for shaving cream fights!
- ☆ Helping Hands/Helping Hearts: At Christmas time decorate a tree with gloves, scarves, hats and heart ornaments. Display tree in school cafeteria while gathering these items. Donate decorated tree to a shelter in need of warm winter wear.
- ☆ The Great Outdoors: Help to restore a park or a playground.
- ☆ Tray Favors: Make cards to put on the food trays of seniors in nursing homes or patients in hospitals. It will cheer up their day!
- ☆ Extra Food?: Find out what your school cafeteria does with its excess food. If they throw it away, find a local organization to which the unused food could be donated.
- ☆ Fun with Family: Being so involved in school and service, sometimes we forget about our own families. Have an activity with games, food and movies and bring your younger siblings or "borrow" a neighbor child for the afternoon.

Katy Ballenger
H.U.G.S. International
P.O. Box 71116
Salt Lake City, Utah 84127
Telephone: (801) 944-5245



P-Party

One of our most successful socials was a P-party that we had at the beginning of the year. It was easy to plan and inexpensive. We had a great turn out and everyone had a fun time. Here is how we did it:

- The students all wore their PAJAMAS
- We had door PRIZES
- There was bowls of POPCORN on the tables for the students to snack on while we completed Step 1.
- After the meeting we served PIZZA and POP.

This can be done with any letter of the alphabet. The nice thing about this party is that you can make as simple or as involved as you want.

LET'S
PARTY!




East Carbon High FCCLA Chapter
100 Viking Boulevard
Sunnyside, Utah 84539
Vera Clark, Advisor

Our Chapter has been participating in Adopt A Highway for the past 12 years. The members are proud to see our sign on the highway, and they have become active supporters by encouraging their family and peers to help keep it clean by having a garbage sack in their cars and not throwing trash out.

It's easy to get the project started. You just call your local Department of Transportation and tell them you want to Adopt A Highway and suggest where you would like it to be. They provide the highway signs. You call a week or two ahead when you are ready to do the clean-up. They will meet you there and put up signs to alert drivers and provide safety vests and garbage sacks. All you have to do is arrange the manpower.


Through the years we have developed a tradition of having breakfast in the park and then playing games after the clean-up is finished. My husband and I cook lots of pancakes, sausage, bacon, and eggs on grills set up in the park. The officers help too. Everyone really looks forward to this and the clean-up goes much faster so they have more time to eat and play games.

This is a great ongoing service project.



Teddy Bear Picnic

The Bountiful High School chapter arranged with our District's Family Enrichment Center for grant money to work on literacy with the HeadStart children in our area. The money was used to purchase heavy duty canvas bags ordered through Wal-mart, fabric paints, food for the picnic and books. The chapter members attended the HeadStart a week before the picnic to help each child decorate their own individual bags. This way the bags were able to completely dry before the next activity. We then went back a week later to hold our picnic. Each child was given a personal invitation, in the shape of a Teddy Bear, telling them the date of the picnic and inviting them to bring their favorite Teddy Bear to school that day. We then ordered food from a local grocery store so we could easily pick it up on our way to the center. When we arrived, picnic blankets and food were arranged outside for the children. The members then read the book "It's the Bear!" by Jez Alborough and taught a few songs about bears to the children. Afterwards, each child was presented with their decorated bag, which had been filled with books by our students through extra credit incentives, donations from companies and purchased through scholastic with some of the money that was left over. Each child was also able to write their names in each of their books, which had been previously stamped with a "This book belongs to:" stamp. Our members had a great time and the project was a huge success. We even bought enough bags, paint and books to do the project again this year. We were also able to get a company to donate a classroom set (about 90) of books on different topics that we could present to the HeadStart teachers to use in the classroom and to be checked out by the children. All had been previously marked for them with the center name and a library checkout card.




ICE BREAKERS

SNOWBALL ACTIVITY- Students write on a piece of paper three things about themselves. Then they crumple the paper up into a 'snowball' and have a one-minute snowball fight. At the end of the minute, everyone grabs the closest snowball and has to try to find the person who wrote it. They then introduce that person to the rest of the group, sharing the three facts.

JUNK MAIL- Save junk mail, magazines, newspapers, etc, and cut out (or have students cut out) all kinds of words, phrases, and advertising slogans that are catchy and that your students might use to describe themselves. Display those scraps on a long table. Students choose the ones that best describe themselves and glue those words or expressions onto their nametags. When they are called on to introduce themselves, they also tell why they chose those particular scraps from the pile.

YARN STRIPS- Cut a spool of yarn into strips each about 30 inches in length. You can either do this yourself, or add this as a filler for the groups to do. You have to talk, and continue to talk about you, introduce your neighbor, a favorite subject, what you know about FCCLA or other established topic while winding your piece of yarn around your index finger all the way to the bottom.

Handwritten text, likely bleed-through from the reverse side of the page. The text is extremely faint and illegible due to the quality of the scan. It appears to be a list or a series of notes, possibly containing names and dates.



FCCLA Projects:

In September, Fremont FCCLA Chapter has a tradition of doing a Midnight Rake. The officers find 3-5 homes of the elderly. Then the chapter members meet just before dark and go out to rake these yards. The members bring friends and this event turns into quite a party. The elderly are so surprised at the request to rake their yards. They are so grateful that our administrators have received several thank you notes. The evening is topped off with hot chocolate and doughnuts.

In January, the Fremont FCCLA chapter delivers quite a big production, Mr. Fremont, is a week of activities and assembly. Eight to ten young men compete in cake decorating, pie eating, relay racing, money raising, and other activities. The young men have gathered up to \$800 dollars to go to the chapters' charity of choice. The assembly finds the young men competing in swimsuits, talents, and evening wear. At the end of the assembly, Mr. Fremont is crowned. Mr. Fremont assembly is one of the best attended of the year.

The Mr. Fremont assembly is video taped. In March, the FCCLA members have a pizza party and watch the video. This is a real treat to celebrate the success of their hard work.

Jerrie Lin Hansen and Taunya Brooks
Fremont High FCCLA Advisors
Fremont High
1900 North 4700 West
Plain City, Utah 84404
801-452-4000
jlhansen@fhs.weber.k12.ut.us
tbrooks@fhs.weber.k12.ut.us

FCCLA ACTIVITIES

SUB-FOR-SANTA SERVICE PROJECT

DURING DECEMBER, WE SPONSOR A SUB-FOR-SANTA SERVICE PROJECT. THE CHAPTER MEMBERS PREPARE PINT CANNING JARS BY PUNCHING A RECTANGLE IN THE LID, THEN PLACE PRECUT, INTERFACED CIRCLES OF CHRISTMAS FABRIC OVER THE LID AND JAR, HOLDING IT IN PLACE WITH THE BAND.

THEY CUT OUT SMALL STOCKINGS OUT OF RED CONSTRUCTION PAPER FOR EACH BOTTLE, THEN GLUE WHITE QUILT BATTING AT THE TOP. EVERY TEACHER'S NAME IS WRITTEN ON THE STOCKING AND TAPED TO THE FRONT OF THE BOTTLE. MEMBERS DELIVER THE BOTTLES TO EVERY FIRST PERIOD TEACHER TO COLLECT MONEY FOR THOSE IN NEED AT CHRISTMAS. THEY KEEP THE BOTTLES FOR A WEEK, AND THE GRADE, 7TH, 8TH, OR 9TH, THAT COLLECTS THE MOST MONEY IS GIVEN A SPECIAL REWARD BY THE PRINCIPAL. SOMETIMES, THE FIRST PERIOD CLASS THAT COLLECTS THE MOST MONEY IS ALSO REWARDED.

COLLECTING FOOD FOR THE FOOD BANK

THE CHAPTER ALSO SPONSORS A CHRISTMAS MATINEE DANCE, CHARGING \$1.00 AND A CAN OF FOOD FOR ADMISSION. SINCE WE HAVE OVER 600 STUDENTS, WE HAVE CANS OF FOOD TO DONATE TO THE FOOD BANK AND MONEY TO TRAVEL TO LACAILLE TO PRACTICE OUR TABLE MANNERS.

TAMARA JOHNSON
MONT HARMON JR. HIGH
60 WEST 400 NORTH
PRICE, UT 84501
435-637-0510
JOHNSON@MHJH.CARBON.K12.UT.US

Snow Canyon High School FCCLA Activity


Advisors:
Aimee Beck
Shelli Barnum

We charge a \$10 per student just for being in the club, so we figure they should get to take something home with them each time they come to an activity. One of our favorite activities was making lip gloss. Students loved this! Each paid member got to take home a little jar of lip gloss. If they wanted to take more than one lip gloss home they could purchase additional jars for \$1. All of the additional jars have been sold at a variety of functions as a fund raiser for our club!

This was a really easy activity. We ordered a kit from Majestic Mountain Sage that came with almost everything we needed, and we purchased a couple of new lipsticks (to add a little color to our lip gloss). We

instructed our council member on the directions and assigned them each to a different kitchen in our foods lab. The club members then broke up into groups and made the lip gloss.

We ordered our materials from Majestic Mountain Sage in Logan, UT. Their number is (801) 435-0863. You can look them up on the internet to order off their site. They are really easy to work with and if you call them they will give you special tips for making their product! They sale a variety of kits for lip gloss, lotions, soaps, and other goodies! This year we are going to try out the lotions!



Boot Camp Secrets

Publicize: Keep all your members informed

- Try making posters that hang around the school with a list of upcoming activities
- During school announcements in the morning, say a little about your next activity
- Write notifications to your members with a schedule of upcoming FCCLA activities
- Assign several members to each chapter officer, who should get their members excited about FCCLA and communicate with them via texting, Facebook, and word of mouth
- FCCLA shirts are a great way for people to see the FCCLA logo and ask questions about our organization
- Always welcome new members, invite them to activities, and encourage members to bring a friend
- Be prepared to answer all the questions a new member might ask

Plan: Make sure your activities are well planned

- Make an agenda of things you want to accomplish during the planning meeting
- Appoint someone to take notes, and keep the notes for further reference and ideas throughout the year
- Get everybody's ideas, ask members what they would like, and make a suggestion box that your adviser can keep in their class room.
- Try to plan all activities at least a month in advance so that your members can all come and you'll have more time to publicize.
- Keep your adviser involved in planning and get their approval prior to holding the activity

Be Informed: Make sure you and the officers know your stuff!

- Hold a meeting where you learn about national programs and STAR Events
- Learn the Creed and start meetings with it
- Check www.utahfccla.org and www.fcclainc.org for information about what is going on with FCCLA
- Have an opening social that explains what FCCLA is all about

Break the Ice: Try to get everyone excited for FCCLA! Try these ice breakers at the beginning of your activities.

- **Frozen T:** Get two T shirts, put them in gallon Zip bags, and pour 2 cups of water into the bag and freeze over night. The next day have a contest to see who can get the frozen T on the quickest!
- **2 Truths and a Lie:** Have people right down 2 true things about themselves and one lie. Once everyone is done writing, have them share the statements and guess as a group which is the lie.
- **Group Juggle:** Throw balls in a sequence, using each person's name. Make sure everyone gets the ball. See how fast you can do it!
- **Human Knot:** In a circle have everyone hold the hands of someone on the opposite side of the circle creating a knot. Once the knot is made, try to untangle yourselves without letting go of hands.

Need Ideas for Activities?: Check out these ideas!

- Texting Competition
- FCCLA spirit week
- Thanksgiving Food Drive
- Give a day of Service
- Minute to Win it
- Lip Sync Contest
- STAR Event Trivia Night
- Old Clothes Drive
- Monthly Luncheons
- Visit a Nursing Home
- Collect Toys for Needy children
- Host a Charity Race
- Cleanup Service Project
- Help a Pre School class
- Contests between other clubs
- Quilt off with other clubs
- Cooking Demos
- STAR Event Marathon
- Fund Raiser for State/Nationals
- Holiday themed Socials



1997-98 OFFICERS

President _____ Claudia Rook
 Vice President _____ Rox Kaiser
 Secretary _____ Keri Hayes
 Treasurer _____ Jayne Dennis
 Reporter _____ Nichole Niggemann
 Officer _____ Liz Van Der Lest
 Officer _____ Jennie Johnson
 Officer _____ Danielle Schultz
 Officer _____ Susie Wilkus
 Officer _____ Nancy Porekeman



FUTURE HOMEMAKERS OF AMERICA WEEK
FEBRUARY 9-13, 1998

MONDAY
FEBRUARY 9

FAVORITE TEAM DAY - WEAR CLOTHING OF FAVORITE ATHLETIC TEAM.
FACULTY APPRECIATION 7:30-8:00 AM – ROOM #55
VALENTINE COOKIE ORDERS - COME TO HOME EC. ROOM TO PLACE YOUR ORDER
HOMEROOM CONTEST: US PRESIDENTS - WINNING HOMEROOM GETS DONUTS ON TUESDAY
FHA SCAVANGER HUNT BEGINS – WINNING HOMEROOM RECEIVES VALENTINE COOKIES ON FRIDAY, FEB. 13
GOOD NEWS ANNOUNCEMENT - HOMEROOM

TUESDAY
FEBRUARY 10

DRESS UP DAY - SUPPORTING GIRLS & BOYS BASKETBALL TEAMS
HOMEROOM CONTEST: EACH HOMEROOM PICKS BEST DRESSED – (One entry per HR) REPORT TO HOME EC ROOM – \$5.00 TO EACH BOY/GIRL WINNER & SUBWAY COUPON.
ORANGE JUICE & DONUT SALE - HOMEROOM EXTENDED
GOOD NEWS ANNOUNCEMENT - HOMEROOM
NEW STUDENT & TEACHER PIZZA LUNCH - 11:30-12:00
VALENTINES FOR SENIOR CITIZENS - 7TH GRADE SURVEY CLASS PREPARE

WEDNESDAY
FEBRUARY 11

CRAZY HAIR DAY - \$5, \$3, \$1 PRIZES AND SUBWAY COUPON
HOMEROOM CONTEST: POTPOURRI CONTEST - GENERAL KNOWLEDGE - WINNING HOMEROOM GETS CHEESE & CRACKER TRAY ON THURSDAY.
FAVORITE TEACHER CONTEST: STUDENT NOMINATED. WINNER & NOMINEE WILL RECEIVE CHOCOLATES AND FLOWERS ON FRIDAY.
GOOD NEWS ANNOUNCEMENT

THURSDAY
FEBRUARY 12

BEACH DAY- THINK SPRING!
HOMEROOM CONTEST: SYMBOLS AND ABBREVIATIONS WINNING HOMEROOM GETS M & M'S
GOOD NEWS ANNOUNCEMENT
SENIOR CITIZEN BINGO AND LUNCH – ROOM 55 – 1:00-3:00 PM - ALSO TOUR NEW ADDITION

FRIDAY
FEBRUARY 13

WORK DAY - WEAR CLOTHING AND NAME TAG FROM AFTER SCHOOL JOBS (OR PARENTS JOB)
HOMEROOM CONTEST: FACULTY TRIVIA - WINNER RECEIVES \$5.00, 2ND PLACE RECEIVES VALENTINE COOKIE
NOTE: NO TEACHER HELP!
DELIVERY/PICKUP OF VALENTINE COOKIES FOR THOSE WHO ORDERED AND PAID FOR THEM
SCAVANGER HUNT CONTEST ENDS - WINNING HOMEROOM RECEIVES VALENTINE COOKIES
TEACH THE CLASS DAY – WITH TEACHER HELP
(Ask your teacher if you can teach the class)

*Carol Johnson
 8 P 42 99
 Straygal, 01/5/98*

SCHOOL PERSONNEL ACTIVITIES

- *Provide nutritious snacks
- *Provide sewing kits
- *Provide survival kits
- *Provide flowers/corsages/boutonnieres
- *Serve nutritious lunch
- *Offer to help clean room/record grades/xerox papers/staple papers
- *Present administrators with FHA/HERO pen set, pencils, paperweight
- *Give apples to personnel
- *Serve breakfast to personnel
- *Sponsor a tea or food sampling for officers and advisers of all school organizations
- *Wash windshields of personnel cars
- *Present honorary FHA/HERO membership to administration
- *Faculty Baby Picture Contest—have faculty (those who want to participate) bring baby pictures—put on outside of jar—vote with money—most money wins a prize

Survival Kit

- A cup—for the tea you drink while you wait
- A pencil—to keep you sharp
- A rubberband—for flexibility
- A paper clip—to keep things together so you don' fall apart
- A peppermint candy—to "freshen" you up, "sweeten you up, or give you more energy
- A toothpick—to keep your eyes open
- A band-aid—for all the wear and tear on you
- A poem—so that you never lose your perspective

Thank you for your support of Family and Consumer Sciences
And Future Homemakers of America. You are appreciated.
Have a Great Year!!!!

Member's/Student's Activities

- *Bake and decorate cookies for Student Body project
- *Have "lock-in"
- *Hide FHA/HERO emblems around school and whoever finds emblem turns it in at FACS Department to receive a prize (candy bar, soda, etc) (can use hearts instead of emblems)
- *Hold national program days—each day members learn about the different national programs and the benefits of participation
- *Ask members to wear red and white all week
- *Hold a Families First and Student Body Day where students and their families walk or jog around the school's track
- *Door Prize drawings—winners must wear red and white
- *Vocational fair/Career fair
- *Dress Up Days—sponsor dress up days (hat day/50's day, etc.) for the whole school
- *Class Spirit Jars—have a jar with each class name on it—students donate money for votes—class with most money wins a prize
- *Candy Guess—put gum balls or jelly beans in jar—winner gets candy
- *Big Mouth—have four people (one from each class)—take picture of mouth—put on outside of jars—students put in money as votes—most money wins—prize awarded
- *Fun activities such as movies, bowling, luncheon/dinner, dance, pizza night, talent show, scavenger hunt, etc
- *Prepare Progress Packets for FHA/HERO members
- *Plan a pep rally—(orange juice guzzling contest, fruit relays, 3-legged relay, sunglasses pass relay, jump rope competition, book balancing relay
- *Go "Bananas" Day—wear yellow, have a Make Your Own Banana Split chapter meeting