



Nutrition and Wellness

Nutrition and Wellness, an *individual* event, recognizes participants who track food intake and physical activity for themselves, their *family*, or a *community* group and determine goals and strategies for improving their overall health. Participants must prepare a **portfolio**, **visuals** and an **oral presentation**.

EVENT CATEGORIES

Junior: through grade 9

Senior: grades 10–12

Occupational: grades 10–12

See page 84 for more information on event categories.

PROCEDURES &

TIME REQUIREMENTS

1. Each entry will submit a *portfolio* to the event room consultant at the designated participation time.
2. Participant will have 10 minutes to set up for the event. Other persons may not assist.
3. Room consultants and evaluators will have 10 minutes to preview the *portfolio* before the presentation begins, during participant set up time.
4. The oral presentation **may be up to** 10 minutes in length. A one-minute warning will be given at

9 minutes. The participant will be stopped at 10 minutes.

5. If audio or audiovisual recordings are used, they are limited to 1 minute playing time during the presentation. *Presentation equipment*, with no audio, may be used during the entire presentation.
6. Following the presentation, evaluators will have 5 minutes to interview the participant.
7. Evaluators will have up to 5 minutes to use the rubric to score and write comments for participants.

ELIGIBILITY &

GENERAL INFORMATION

1. Review “Eligibility and General Rules for All Levels of Competition” on page 87 prior to event planning and preparation.
2. A table will be provided. Participant must bring all other necessary supplies and/or equipment. Wall space will not be available.
3. **Access to an electrical outlet will not be provided.** Participants are encouraged to bring fully charged devices such as laptops, tablets, etc., to use for *electronic portfolio* presentation.

GENERAL INFORMATION								
Individual or Team Event	Prepare Ahead of Time	Equipment Provided	Electrical Access	Participant Set Up / Prep Time	Room Consultant & Evaluator Review Time	Maximum Oral Presentation Time	Evaluation Interview Time	Total Event Time
Individual	Portfolio, Visuals, Oral Presentation	Table	Not provided	10 minutes	10 minutes prior to presentation	1-minute warning at 9 minutes; stopped at 10 minutes	5 minutes	30 minutes

PRESENTATION ELEMENTS ALLOWED									
Audio	Costumes	Easel(s)	File Folder	Flip Chart(s)	Portfolio	Props/Pointers	Skits	Presentation Equipment	Visuals
■		■		■	■	■		■	■




NUTRITION AND WELLNESS Specifications

Hardcopy Portfolio

The *portfolio* is a collection of materials used to document and illustrate the work of the project. Materials must be contained in the official FCCLA STAR Events binder obtained from the FCCLA national emblematic supplier. A decorative and/or informative cover may be included. All materials, including the *content divider pages* and tabs, must fit within the cover, be one-sided, and may not exceed 48 pages, as described below. Once a *hardcopy portfolio* is turned in to the evaluators, participants may not switch to an *electronic portfolio*.

Electronic Portfolio

An *electronic portfolio* may be either in PowerPoint, Prezi, or other electronic format that can be viewed by the evaluators and room consultants prior to the oral presentation. The *electronic portfolio* and the hardware (method) to view it (i.e., *equipment, files, projectors, screens, laptops*) will be turned in to the room consultant at the designated participation time. Participants assume the responsibility of providing the *technology* used to show the evaluators the project. Once an *electronic portfolio* is turned in to the evaluators, participants may not switch to a *hardcopy portfolio*. *Portfolio* may not exceed 59 slides, as described below.

1-8 ½" x 11" page or 1 slide	<i>Project Identification Page</i>	<i>Plain paper</i> or slide, with no <i>graphics</i> or decorations; must include participant's name(s), chapter name, school, city, state, FCCLA national region, event name, and project title.
1-8 ½" x 11" page or 1 slide	Table of Contents	List the parts of the <i>portfolio</i> in the order in which the parts appear.
1-8 ½" x 11" page or 2 slides	FCCLA <i>Planning Process</i> Summary Page 	Summarize how each step of the <i>Planning Process</i> was used to plan and implement the project; use of the <i>Planning Process</i> may also be described in the oral presentation.
1	Evidence of Online Project Summary Submission	Complete the online project summary form located on the STAR Events Resources page of the FCCLA national website and include proof of submission in the portfolio.
0-9	<i>Content Divider Pages</i> or Sections	Use up to 9 <i>content divider/section</i> pages or slides. <i>Content divider/section</i> pages may be tabbed, may contain a title, a section name, <i>graphic</i> elements, thematic decorations, and/or page numbers. They must not include any other <i>content</i> .
Up to 35 8 ½" x 11" pages or 45 slides	Subject Profile	The participant will detail the subject of their project including past and <i>current</i> nutrition and wellness information. Participants in each category should develop projects under the following subjects: Junior <ul style="list-style-type: none"> • self: the project should concern the individual participant's own nutrition and wellness Senior and Occupational (<i>choose one of the following two options</i>) <ul style="list-style-type: none"> • family: the project should concern the individual participant's family's nutrition and wellness (for the purpose of this project, the participant should include all members of their immediate family or specifically those living in one residence together) • <i>community</i>: the project should be based on an institution or <i>campaign</i> in the participant's <i>community</i> (e.g. school, nursing home, early childhood center, specific restaurant, etc.)
	Nutrition and Wellness Research Goals	The participant will research recommendations for nutrition and wellness using, but not limited to the <i>resources</i> listed in event specifications. Participants should determine at least three key nutrition issues and three key wellness issues which relate to their project area, then elaborate on <i>current</i> information about each item. Research should be summarized in no more than two 8 ½" x 11 pages or three slides.

(continued next page)

Nutrition and Wellness Specifications (continued)

<p>Up to 35 pages or 45 slides (continued)</p>	<p>Nutrition and Wellness Tracking</p>	<p>The participant will track <i>current</i> nutritional intake and wellness activity for the project’s subject(s) for one week (seven consecutive days).</p> <ol style="list-style-type: none"> 1. Go to http://www.choosemyplate.gov/SuperTracker 2. Create an account for each individual involved in the project (self and family) or a sampling of the project (<i>community</i>). A sample of the <i>community</i> project should include 3–7 individuals who represent a range of the nutrition and wellness levels in the group. 3. If the subject is outside a healthy weight range, choose the option to move to a healthy weight. 4. Using the Food Tracker tool, complete the tracking information for both food intake and physical activity for each account for one week. For Senior and Occupational projects, individuals from the family or <i>community</i> should track their own intake and activity each day. The participant may enter tracking information into the online accounts on behalf of the individuals, if necessary. 5. The participant should summarize the week’s tracking of the project’s subject(s) for the <i>portfolio</i>.
	<p>Nutrition and Wellness Concerns</p>	<p>The participant should outline the concerns of the project’s subject(s) and develop goals for improving the nutrition and wellness plan of the subject(s) This includes health concerns, personal goals of the individual(s), etc.</p>
	<p>Nutrition and Wellness Goals</p>	<p>The participant will develop three to five goals for the project and steps that should be taken to reach the goals. Using the SuperTracker tools “My Top 5 Goals” and “My Reports”, include in the <i>portfolio</i> screenshots or a PDF of each subject’s report(s) related to their goals. Use the account(s) previously established for each individual involved in the project. Offer each subject <i>resources</i> from their “my plan” page (e.g. “Get Additional Guidance”). These <i>resources</i> do not have to be included in the <i>portfolio</i>.</p> <p>* Please note: If health concerns are involved, the participant should seek the assistance of a trained professional (doctor, dietitian, personal trainer, etc.). Participants should not consider themselves experts in nutrition and wellness.</p>
	<p>Nutrition Plan</p>	<p>The participant will develop one recommended nutrition plan that includes four week’s worth of menus that meet the nutritional needs of the project’s subject (individual, family, or <i>community</i>) in accordance with the above goals. This should include all meals and snacks that would be consumed by the individual (Junior), consumed by the family with recommendations for meals not eaten together, or served by the institution with general recommendations for other meals eaten by those individuals involved. The nutrition plan should be realistic in regards to the schedule of the subject(s).</p>
	<p>Wellness Plan</p>	<p>The participant will develop one recommended wellness plan that will meet the needs and help realize the goals of the subject(s). This should be a four-week comprehensive plan that includes all aspects of wellness (e.g. exercise, sleep, etc.).</p>
	<p>Implementation & Reflection</p>	<p>The participant should discuss the nutrition and wellness plan with the subject (Junior reflects on it personally, Senior and Occupational with the family or the individual(s) in charge of nutrition and wellness). Junior participants should try to implement their plan and reflect on the process and results of doing so. Senior and Occupational participants should work with their family or the <i>community</i> to determine if the plan can be implemented and/or if any changes can be made based on the plan’s recommendations. If changes are made, the participant should reflect on what differences were seen in those who took part.</p>
	<p>Works Cited/ Bibliography</p>	<p>Use MLA or APA citation style to cite all references. Resources should be <i>reliable</i> and <i>current</i>.</p>
	<p>Appearance</p>	<p><i>Portfolio</i> must be neat, legible, and <i>professional</i> and use correct grammar and spelling.</p>

Nutrition and Wellness Specifications (continued)


Oral Presentation

The oral presentation **may be up to** 10 minutes in length and is delivered to evaluators. The presentation should explain the specifics of the project. The presentation may not be prerecorded. If audio or *audiovisual equipment* is used, it is limited to 1 minute playing time during the presentation. *Presentation equipment*, with no audio, may be used throughout the oral presentation. Participants may use any combination of *props*, materials, supplies, and/or equipment to demonstrate how to carry out the project.

Organization/Delivery	Deliver oral presentation in an organized, sequential manner; concisely and thoroughly summarize project.
Relationship to Family and Consumer Sciences Coursework and/or Related Careers	Describe relationship of project <i>content</i> to Family and Consumer Sciences and related careers.
Knowledge of Nutrition and Wellness	Demonstrate thorough knowledge of nutrition and wellness and ability to apply knowledge to real-life situations.
Use of <i>Portfolio</i> and <i>Visuals</i> During Presentation	Use the <i>portfolio</i> to describe all phases of the project. Use original, creative, and appealing <i>visuals</i> to support, illustrate, or complement presentation.
Voice	Speak clearly with appropriate pitch, tempo, and volume.
Body Language/ Clothing Choice	Use appropriate body language including gestures, posture, mannerisms, eye contact, and appropriate handling of notes or note cards if used. Wear appropriate clothing for the nature of the event.
Grammar/Word Usage/ Pronunciation	Use proper grammar, word usage, and pronunciation.
Responses to Evaluators' Questions	Provide clear and concise answers to evaluators' questions regarding project. Questions are asked after the presentation.

Resources

- www.choosemyplate.gov
- www.letsmove.gov
- www.fitness.gov
- www.usda.gov
- www.fda.gov
- www.actionforhealthykids.org/



STAR Events Point Summary Form NUTRITION AND WELLNESS

Name of Participant _____

Chapter _____ State _____ Team # _____ Station # _____ Category _____

1. Make sure all information at top is correct. If a student named is not participating, cross their name(s) off. If a team does not show, please write "No Show" across the top and return with other forms. Do **NOT** change team or station numbers.
2. Before student presentation, the room consultants must check participants' portfolio using the criteria and standards listed below and fill in the boxes.
3. At the conclusion of presentation, verify evaluator scores and fill in information below. Calculate the final score and ask for evaluators' verification. Place this form in front of the completed rubrics and staple all items related to the presentation together.
4. At the end of competition in the room, double check all scores, names, and team numbers to ensure accuracy. Sort results by team order and turn in to the Lead or Assistant Lead Consultant.
5. Please check with the Lead or Assistant Lead Consultant if there are any questions regarding the evaluation process.

ROOM CONSULTANT CHECK		Points
Registration Packet 0 or 3 points	Picked up by adviser or designated adult during scheduled time No 0 Yes 3	
Online Event Orientation Documentation 0 or 2 points	Official documentation not provided at presentation time or signed by adviser 0 Official documentation provided at presentation time and signed by adviser 2	
Hardcopy Portfolio 0-1 point or Electronic Portfolio 0-1 point	Binder is not the official FCCLA binder 0 Electronic Portfolio not in viewable format to the evaluators 0 Binder is the official FCCLA binder 1 Electronic Portfolio in viewable format to the evaluators 1	
Portfolio Pages 0-3 points	0 Portfolio exceeds the page limit 1 2 3 2 or more errors 1 error no errors Portfolio contains no more than 48 single-sided pages or 59 slides completed correctly, including: • 1 project ID page or slide • 1 table of contents page or slide • 1 Planning Process summary page or 2 slides • Project Summary Submission Proof • Up to 9 content divider pages or slides • Up to 35 content pages or 45 content slides	
Punctuality 0-1 point	0 Participant was late for presentation 1 Participant was on time for presentation	

EVALUATORS' SCORES

Evaluator 1 _____ Initials _____
 Evaluator 2 _____ Initials _____
 Evaluator 3 _____ Initials _____
 Total Score _____ divided by number of evaluators
 _____ = **AVERAGE EVALUATOR SCORE**
Rounded only to the nearest hundredth (i.e. 79.99 not 80.00)


ROOM CONSULTANT TOTAL
(10 points possible)

AVERAGE EVALUATOR SCORE
(90 points possible) _ . _ . _

FINAL SCORE
(Average Evaluator Score plus Room Consultant Total)
_ . _ . _

RATING ACHIEVED (circle one) **Gold:** 90-100 **Silver:** 70-89.99 **Bronze:** 1-69.99
VERIFICATION OF FINAL SCORE AND RATING (please initial)

Evaluator 1 _____ Evaluator 2 _____ Evaluator 3 _____ Adult Room Consultant _____ Event Lead Consultant _____



NUTRITION AND WELLNESS Rubric

Name of Participant _____

Chapter _____ State _____ Team # _____ Station # _____ Category _____

PORTFOLIO							Points
FCCLA Planning Process Summary Page 0-5 points	0 Planning Process summary not provided	1 Inadequate steps in the Planning Process are presented	2 All Planning Process steps are presented but not summarized	3 All Planning Process steps are summarized	4 Evidence that the Planning Process was utilized to plan project	5 The Planning Process is used to plan the project. Each step is fully explained	
Subject Profile 0-10 points	0 Not provided	1-2 Profile is included but vaguely referred to	3-4 Profile has some evidence of self-assessment	5-6 Explained somewhat, but not documented sources of profile	7-8 Documented resources used for profile	9-10 Documented resources used, described role of profile in project	
Evidence of Nutrition and Wellness Research 0-10 points	0 Not explained	1-2 Some research done but incomplete information	3-4 Research is current but from unreliable sources and does not adequately cover the topic	5-6 Research is current, appropriate for topic, from reliable sources, does not adequately cover the topic	7-8 Research is current, appropriate for topic, from reliable sources, and adequately covers the topic	9-10 Research is current, from reliable sources, documented correctly, and extensively covers the topic	
Nutrition and Wellness Tracking 0-3 points	0 No subjects listed	1 Incomplete list of subjects and not current or appropriate for project	2 Complete list of subjects but incorrect style	3 Complete list of subjects, appropriate resources, in a consistent format			
Nutrition and Wellness Concerns 0-3 points	0 No concerns provided	1 Concern questions are addressed	2 All questions are answered and participant shows some reflection on their concerns and ways to improve if necessary	3 All questions are answered thoroughly and participant shows significant reflection on concerns and ways to improve if necessary			
Nutrition and Wellness Goals 0-5 points	0 No goals stated	1 1-3 goals are stated, but are not appropriate	2 3-5 appropriate goals are stated	3 3-5 appropriate goals are stated. Goals are some of the following: specific, measurable, attainable, realistic, and timely	4 3-5 appropriate goals are stated. Goals are some of the following: specific, measurable, attainable, realistic, and timely. Steps to reach goals are included	5 3-5 appropriate goals are stated. Goals are specific, measurable, attainable, realistic, and timely. Steps to reach goals are included	
Nutrition Plan 0-4 points	0 Not provided	1-2 Plan is included	3-4 Profile is included and complete				
Wellness Plan 0-3 points	0 No plan provided	1 Plan provided with no value or variety in experiences	2 Adequate plan provided with good variety and value of experiences	3 Extensive plan provided with a wide variety of appropriate and valuable experiences. Documentation is clear and easily understood			
Implementation and Reflection 0-5 points	0 No activity included	1 Activities poorly documented, reflection provided	2 Activities are adequately documented	3 Activities are adequately documented and partial reflection on results	4 Activities are adequately documented and reflection provided	5 Activities are effectively documented, reflection provided and recommendation for change included	
Appearance 0-3 points	0 Portfolio is illegible and unorganized	1 Portfolio is neat, but may contain grammatical or spelling errors and is organized poorly	2 Portfolio is neat, legible, and professional, with correct grammar and spelling	3 Neat, legible, professional, correct grammar and spelling used with effective organization of information			

Nutrition and Wellness Rubric (continued)

Points

ORAL PRESENTATION							
Organization/ Delivery 0 – 10 points	0 Presentation is not done or presented briefly and does not cover components of the project	1-2 Presentation covers some topic elements	3-4 Presentation covers all topic elements but with minimal information	5-6 Presentation gives complete information but does not explain the project well	7-8 Presentation covers information completely but does not flow well	9-10 Presentation covers all relevant information with a seamless and logical delivery	
Relationship of Family and Consumer Sciences Coursework and Standards 0-5 points	0 No evidence of relationship between career and FACS	1 Minimal evidence of career knowledge and FACS coursework relationship	2 Some knowledge of relationship of career and FACS coursework	3 Knowledge of career and FACS coursework but not shared	4 Knowledge of career and relationship to FACS is evident and shared	5 Knowledge of career and FACS relationship is evident and explained well	
Knowledge of Subject Matter 0-5 points	0 Little or no evidence of knowledge	1 Minimal evidence of knowledge	2 Some evidence of knowledge	3 Knowledge of subject matter is evident but not effectively used in presentation	4 Knowledge of subject matter is evident and shared at times in the presentation	5 Knowledge of subject matter is evident and incorporated throughout the presentation	
Use of Portfolio and Visuals during Presentation 0-5 points	0 Portfolio and visuals not used during presentation	1 Portfolio and visuals used to limit amount of speaking time	2 Portfolio and visuals used minimally during presentation	3 Portfolio and visuals incorporated throughout presentation	4 Portfolio and visuals used effectively throughout presentation	5 Presentation moves seamlessly between oral presentation, portfolio and visuals	
Voice – pitch, tempo, volume 0-3 points	0 Voice qualities not used effectively	1 Voice quality is adequate	2 Voice quality is good, but could improve	3 Voice quality is outstanding and pleasing			
Body Language/ Clothing Choice 0-3 points	0 Uses inappropriate gestures, posture or mannerisms, avoids eye contact/inappropriate clothing	1 Gestures, posture, mannerisms and eye contact is inconsistent/ clothing is appropriate	2 Gestures, posture, mannerisms, eye contact, and clothing are appropriate	3 Gestures, posture, mannerisms, eye contact, and clothing enhance presentation			
Grammar/Word Usage/ Pronunciation 0-3 points	0 Extensive (more than 5) grammatical and pronunciation errors	1 Some (3-5) grammatical and pronunciation errors	2 Few (1-2) grammatical and pronunciation errors	3 Presentation has no grammatical or pronunciation errors			
Responses to Evaluators' Questions 0-5 points	0 Did not answer evaluators' questions	1 Unable to answer some questions	2 Responded to all questions but without ease or accuracy	3 Responded adequately to all questions	4 Gave appropriate responses to evaluators' questions	5 Responses to questions were appropriate and given without hesitation	

Evaluator's Comments:

TOTAL
(90 points possible)

Evaluator # _____

Evaluator Initial _____

Room Consultant Initial _____