

# THE LAUNDRY MATCH-UP GAME - GAME CARDS

## PREPARATION:

Copy **ARTICLE CARDS** on green card stock, laminate and cut apart.

Copy **DESCRIPTION CARDS** on yellow card stock, laminate and cut apart.

## OBJECTIVE:

To identify appropriate laundry products and procedures for typical washable items.

**NUMBER OF PLAYERS:** 2-6

## GAME MATERIALS:

20 **GREEN CARDS** which describe typical washable items

60 **YELLOW CARDS** which describe various laundry products and procedures.

**AIM:** To have each player choose one green card, then continue picking and discarding yellow cards until all the yellow cards in player's hand describe the most appropriate products or procedures for the green card item.

**NOTE:** Several of the products or procedures might be "adequate" but the winner is the first person who collects the "most appropriate" group of yellow cards first.

Each playing group can assign a judge to decide which set of yellow cards is most appropriate.

## RULES OF THE GAME:

Dealer shuffles the green cards and allows each player to select one.

Dealer shuffles the yellow cards and deals 7 to each player. Remaining yellow cards are placed face down in the center of the table.

The person to the left of the dealer begins play. Player reviews the yellow cards received in the deal and compares them to the item described on the green card. Player selects one yellow card which is not appropriate and discards it, face up, beside the pile of yellow cards in the center of the table. The player then picks up the top card on the pile of yellow cards which is facing down.

Play continues in a clockwise direction.

When the pile of face down yellow cards is exhausted, the dealer shuffles those that have been discarded and turns them face down to continue play.

A player can stop discarding and drawing cards any time that person believes that the cards in hand represent the most appropriate combination of yellow cards for the green card item.

The judge rules whether, in fact, these yellow cards are the most appropriate ones. If so, the player is the winner. If not, the player is eliminated and the remaining players continue drawing and discarding yellow cards.

The first player to assemble 7 appropriate yellow cards wins.

THE LAUNDRY MATCH-UP GAME - GAME CARDS

|   |   |
|---|---|
| <b>Add diluted chlorine bleach to wash water before clothes</b> | <b>Add detergent booster to wash water.</b> |
| <b>Tumble dry on low heat</b>                                   | <b>Tumble dry, regular cycle</b>            |
| <b>Tumble dry, regular cycle</b>                                | <b>Tumble dry, permanent press cycle</b>    |
| <b>Tumble dry, permanent press cycle</b>                        | <b>Tumble dry, permanent press cycle</b>    |
| <b>Air dry by placing flat on a towel</b>                       | <b>Line dry, indoors or outdoors</b>        |

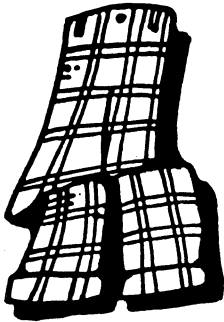
|   |   |
|---|---|
| <b>Length of wash cycle should be 6-10 minutes (permanent press)</b>                  | <b>Length of wash cycle should be 6-10 minutes (permanent press)</b>                  |
| <b>Length of wash cycle should be 6-10 minutes (permanent press)</b>                  | <b>Length of wash cycle should be 6-10 minutes (permanent press)</b>                  |
| <b>Length of wash cycle should be 10-15 minutes (regular)</b>                         | <b>Length of wash cycle should be 10-15 minutes (regular)</b>                         |
| <b>Add water softener to the wash cycle</b>   | <b>Add water softener to the wash cycle</b>   |
| <b>Add fabric softener to the rinse cycle or according to manufacturer directions</b> | <b>Add fabric softener to the rinse cycle or according to manufacturer directions</b> |

|  |  |
|--|--|
| <b>Set wash cycle on normal<br/>(or regular)</b>                   | <b>Set wash cycle on normal<br/>(or regular)</b>                     |
| <b>Set wash cycle on normal<br/>(or regular)</b>                   | <b>Set wash cycle on normal<br/>(or regular)</b>                     |
| <b>Set wash cycle on<br/>permanent press cycle</b>                 | <b>Set wash cycle on<br/>permanent press cycle</b>                   |
| <b>Set wash cycle on<br/>permanent press cycle</b>                 | <b>Set wash cycle on<br/>permanent press cycle</b>                   |
| <b>Length of wash cycle<br/>should be 1-2 minutes<br/>(woolen)</b> | <b>Length of wash cycle<br/>should be 4-6 minutes<br/>(delicate)</b> |

|   |   |
|---|---|
| <b>Use heavy duty liquid detergent to launder</b> | <b>Use heavy duty liquid detergent to launder</b> |
| <b>Use all-purpose detergent to launder</b>       | <b>Use all-purpose detergent to launder</b>       |
| <b>Use all-purpose detergent to launder</b>       | <b>Use all-purpose detergent to launder</b>       |
| <b>Use soap to launder</b>                        | <b>Use soap to launder</b>                        |
| <b>Set wash cycle on gentle (or delicate)</b>     | <b>Set wash cycle on gentle (or delicate)</b>     |


|  |  |
|--|--|
| <b>Pretreat by soaking in enzyme pre-soak/warm water solution 30 minutes or more</b>           | <b>Pretreat by soaking in enzyme pre-soak/warm water solution 30 minutes or more</b>           |
| <b>Pretreat by applying concentrated detergent or rubbing bar soap on heavily soiled areas</b> | <b>Pretreat by applying concentrated detergent or rubbing bar soap on heavily soiled areas</b> |
| <b>Pretreat by applying special soil and stain remover, wait 1 minute</b>                      | <b>Pretreat by applying special soil and stain remover, wait 1 minute</b>                      |
| <b>Pretreat by soaking in detergent/warm water solution 10 minutes or more</b>                 | <b>Pretreat by soaking in detergent/warm water solution 10 minutes or more</b>                 |
| <b>Use heavy duty liquid detergent to launder</b>  | <b>Use heavy duty liquid detergent to launder</b>  |

|  |                                      |
|--|--------------------------------------|
| <b>Use cool water</b>  | <b>Use cool water</b>                |
| <b>Use warm water</b>  | <b>Use warm water</b>                |
| <b>Use warm water</b>  | <b>Use warm water</b>                |
| <b>Use hot water</b>   | <b>Use hot water</b>                 |
| <b>Pretreat by soaking in chlorine bleach/warm water solution, 10-15 minutes or more</b> | <b>Line dry, indoors or outdoors</b> |




### **Plaid Slacks**

100% cotton,  
“guaranteed to  
bleed”, lightly soiled,  
hard water area




### **Bathing Suit**

85% nylon, 15%  
spandex, lightly soiled,  
hard water area



### **Sheets**


50% cotton/50%  
polyester, lightly  
soiled, soft water area



### **Pants**

100% polyester,  
double knit, greasy  
spots, lightly soiled,  
hard water area







**Towels**  
100% cotton, heavily  
soiled, hard water  
area

1983-84

PRINTED IN USA  
838 AND



**Sleeping Bag**  
80% polyester/20%  
cotton, heavily soiled,  
hard water area




**Warm Up Suit**  
100% acrylic, heavily  
soiled, soft water area



**Beach Towel**  
100% cotton, suntan  
lotion stains, soft  
water area


1983-84

PRINTED IN USA  
838 AND



### **Jacket**

65% polyester/35% cotton, chocolate ice cream stains on front, heavy soil around collar and cuffs, hard water area with ban on phosphate laundry products




### **Tablecloth**

100% linen, lightly soiled but stained with coffee, hard water area




### **Gym Socks**

85% acrylic/15% nylon, heavily soiled, hard water area




### **Sweater**

100% wool, moderately soiled, soft water area




### **Curtains**

100% nylon,  
moderately soiled,  
hard water area




### **Football Jersey**

100% nylon, heavily  
soiled, soft water area




### **Blanket**

100% acrylic, lightly  
soiled, soft water area




### **Dress Shirt**

65% polyester/35%  
cotton, heavily soiled  
around collar and  
cuffs, soft water area



### **Jeans**

50% cotton/50% polyester, heavily soiled, grass stained, hard water area




### **Bathroom Rug**

100% nylon, moderately soiled, hard water area



### **Baby Clothes**

100% cotton, moderately soiled, food stains, soft water area



### **T-shirt**

50% cotton/50% polyester, heavily soiled, hard water area