
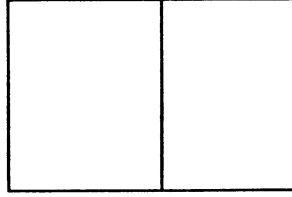



SELECT FLATTERING SILHOUETTE LINES



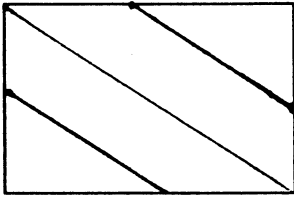
1. **Plain silhouette**
Accents Outline



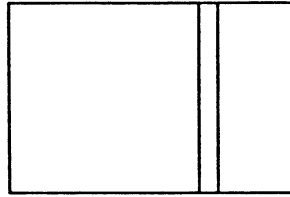
2. **Vertical Line**
Adds Height



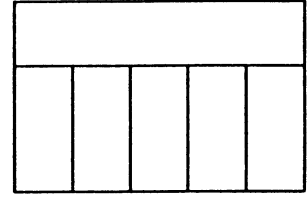
3. **Horizontal Line**
Adds Width



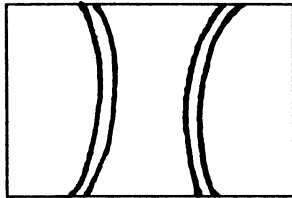
4. **Diagonal Line**
Adds Interest
and Slims




5. **Asymmetrical Line**
Disguises figure
faults



6. **Multi Strip**
Adds Height
& width (bulk)




7. **Princess Line**
Adds curves



8. **Curved Lines**
Adds fullness
& softness



A man's tie and a cardigan sweater demonstrate the effect of vertical lines. The bottom illustrations show how a belt or a horizontal band of color can stop a vertical line.



When choosing striped fabrics, note the width and placement of the stripes and the color changes in value.