


Krusteaz Microwave Pancakes

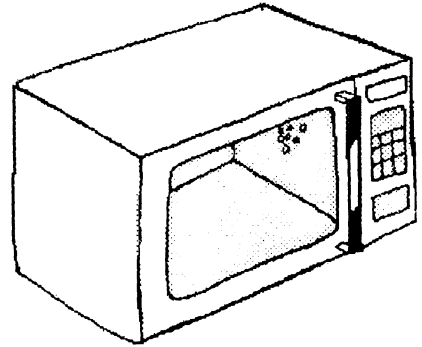
You Need:




freezer



frozen pancakes




microwave oven



butter




syrup



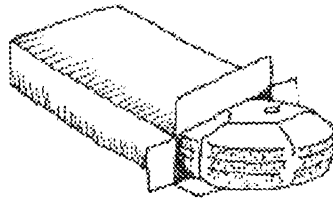
plate

1.




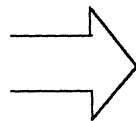
Remove pancake from freezer.

2.



Remove plastic wrapping. Place 1 pancake on plate.

3.



55 SECONDS

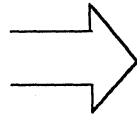
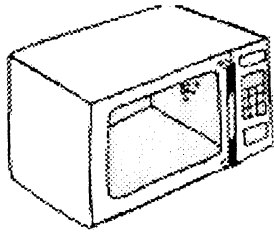


Heat on full power (HIGH) for 55 seconds for 1 pancake.

1 1/2 min. 10 seconds for 2 pancakes.

1 min. 50 seconds for 3 pancakes.

4.



Remove from microwave.



KRUSTEAZ MICROWAVE PANCAKES

You Need:

freezer
frozen pancakes
microwave oven
butter
syrup
plate

1. Remove pancake from freezer.
2. Remove wrapping. Place 1 pancake on plate.
3. Heat on full power (HIGH) for 55 seconds for 1 pancake.
1 min. 10 seconds for 2 pancakes.
1 min. 50 seconds for 3 pancakes.
4. Remove from microwave. Serve with butter and syrup.