


# Pigs - In - The - Blanket

## You Need:




2 crescent rolls



2 hot dogs




2 slices cheese



cutting board



cookie sheet

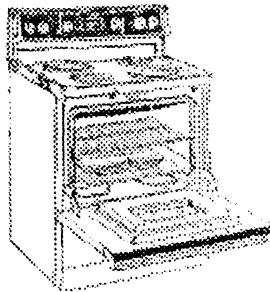


sharp knife



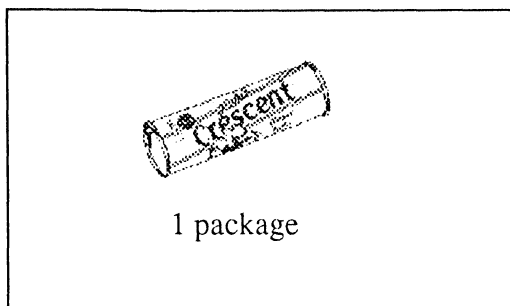
spatula

1.

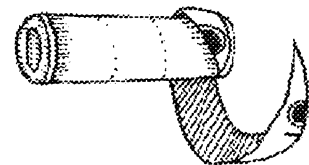


Preheat oven to 375°.


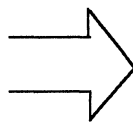
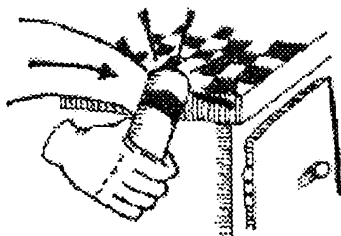
2.



1 package




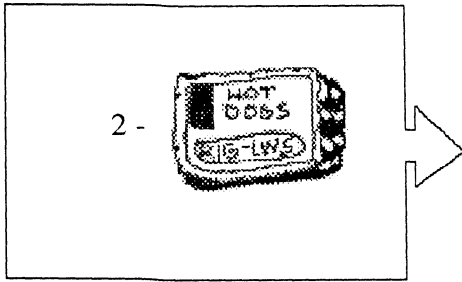
Open package of refrigerator crescent rolls.



285

Carefully remove 2 rolls. Place on ungreased cookie sheet.

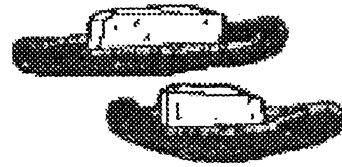
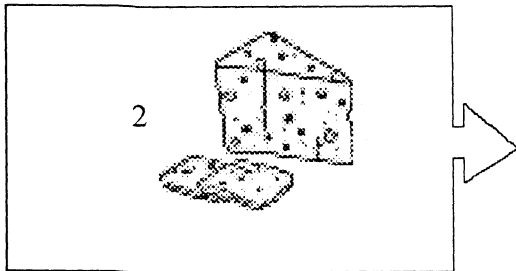
3.



Get 2 hot dogs. Carefully, using a sharp knife, slice each hot dog in the middle. DO NOT SLICE ALL THE WAY THROUGH.

---

4.



Cut 2 slices of cheese. Place one slice of cheese in the slit of each hot dog.

---

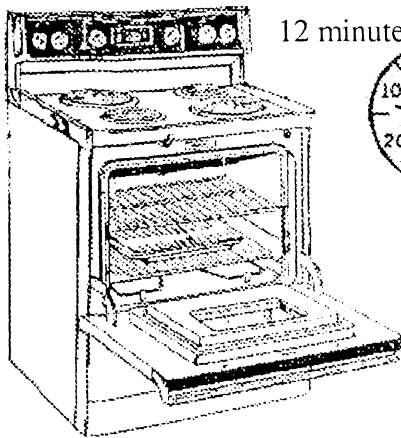
5.



Place the hot dog on the widest end of the crescent roll.  
Roll hot dog up in the crescent roll. Place on cookie sheet.

---

6.



12 minutes



OFF



Bake 12 minutes. Remove from oven. Turn oven OFF.

## PIGS- IN- THE- BLANKET

### You Need:

2 crescent rolls  
2 hot dogs  
2 slices cheese  
cutting board

cookie sheet  
sharp knife  
spatula

1. Preheat oven to 375<sup>o</sup>.
2. Open package of refrigerator crescent rolls. Carefully remove 2 rolls. Place on ungreased cookie sheet.
3. Get 2 hot dogs. Carefully, using a sharp knife slice each hot dog in the middle. DO NOT SLICE ALL THE WAY THROUGH.
4. Cut 2 slices of cheese. Place 1 slice of cheese in the slit of each hot dog.
5. Place the hot dog on the widest end of the crescent roll. Roll hot dog up in the crescent roll. Place on cookie sheet.
6. Bake 12 minutes. Remove from oven. Turn oven OFF.