

Refrigerator Rolls

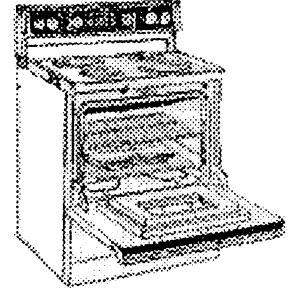
You Need:



1 pkg.
refrigerator rolls

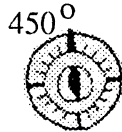



cookie sheet



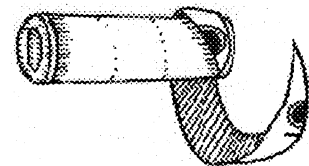
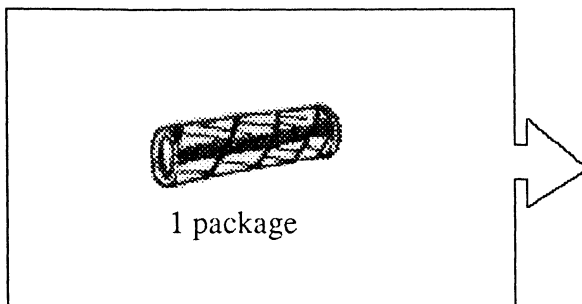
stove

1.



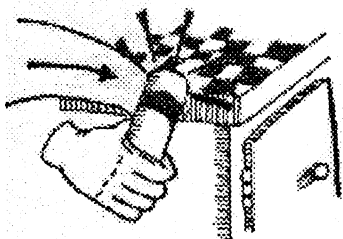
Preheat oven to 450°.

2.



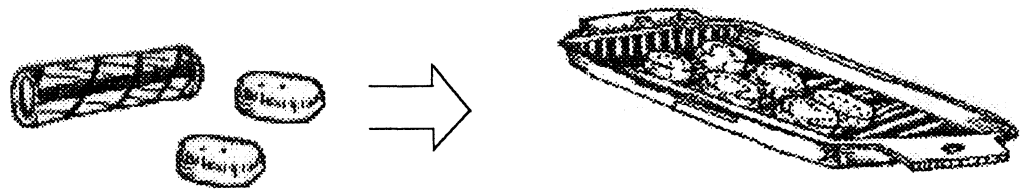
Peel middle section of wrapper off of rolls.

3.



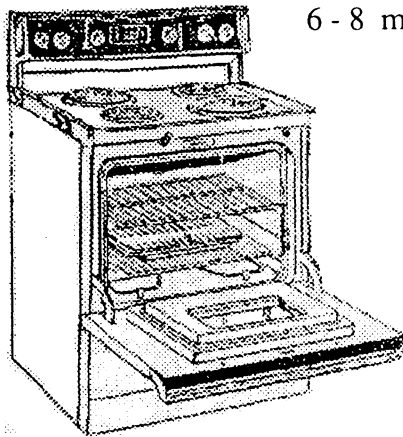
Hit or tap can on the edge of table or counter to open can.

4.

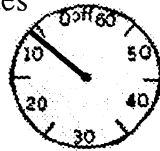


Take rolls out of can, place on ungreased cookie sheet.

5.



6 - 8 minutes



OFF



Place in preheated oven, bake for 6 to 8 minutes. Turn oven OFF. Serve.

REFRIGERATOR ROLLS

You Need:

1 pkg. refrigerator rolls
cookie sheet
oven

1. Preheat oven to 450°.
2. Peel middle section of wrapper off of rolls.
3. Hit or tap can on the edge of table or counter to open can.
4. Take rolls out of can, place on ungreased cookie sheet.
5. Place in preheated oven, bake for 6 to 8 minutes. Turn oven OFF. Serve.