


French Fries

You Need:



1 package of frozen french fries



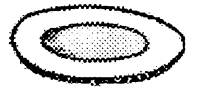
salt



cookie sheet



spatula

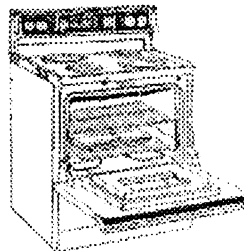


serving platter

1.



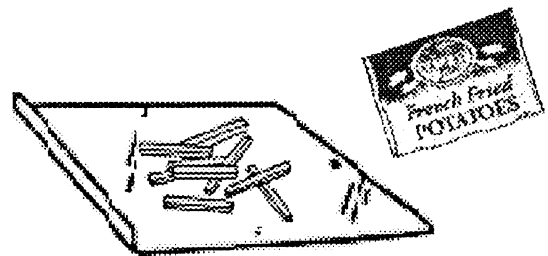
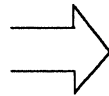
BAKE



450°

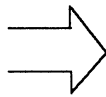

Preheat oven to 450° on BAKE.

2.




Open package of french fries, pour onto cookie sheet.

3.



20 minutes





OFF

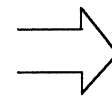


Bake in oven for 20 minutes. Turn oven OFF.

4.



355



Shake salt on the french fries. With the spatula put on serving platter and serve.

FRENCH FRIES

You Need:

1 package frozen french fries
salt
cookie sheet
spatula
serving platter

1. Preheat oven to 450^o on BAKE.
2. Open package of french fries, pour onto cookie sheet.
3. Bake in oven for 20 minutes. Turn oven OFF.
4. Shake salt on the french fries. With the spatula, put on serving platter and serve.