


Frozen Tater Tots

You Need:



1 package of frozen tater tots



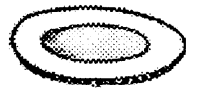
salt



cookie sheet

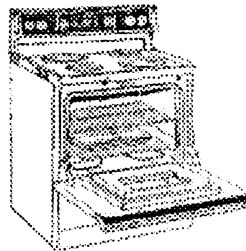


spatula



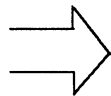

serving platter

1.




Preheat oven to 450° on BAKE.

2.

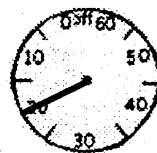
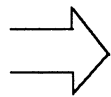


Open package of tater tots, pour onto cookie sheet.

3.



20 minutes

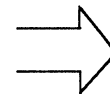



OFF



Bake in oven for 20 minutes. Turn oven OFF.

4.



Shake salt on the tater tots. With the spatula put on serving platter and serve.

FROZEN TATER TOTS

You Need:

1 package frozen tater tots
salt
cookie sheet
spatula
serving platter

1. Preheat oven to 450^o on BAKE.
2. Open package of tater tots, pour onto cookie sheet.
3. Bake in oven for 20 minutes. Turn oven OFF.
4. Shake salt on the tater tots. With the spatula, put on serving platter and serve.