

# Bacon

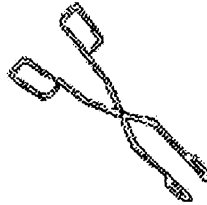
## You Need:



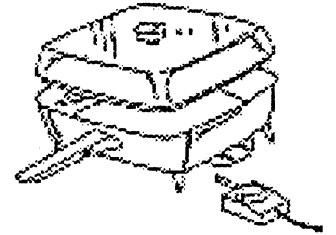
bacon



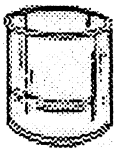
fork



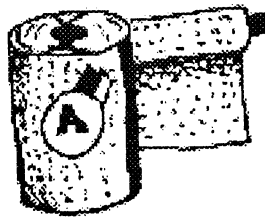
tongs



electric frypan



empty can



paper towels

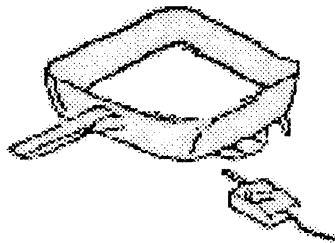


serving platter



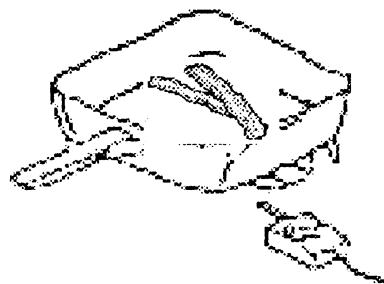
spoon

1.



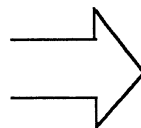
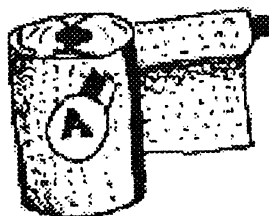
Turn frypan on to 300°.

2.



Open package of bacon. Lay strips of bacon in electric frypan.

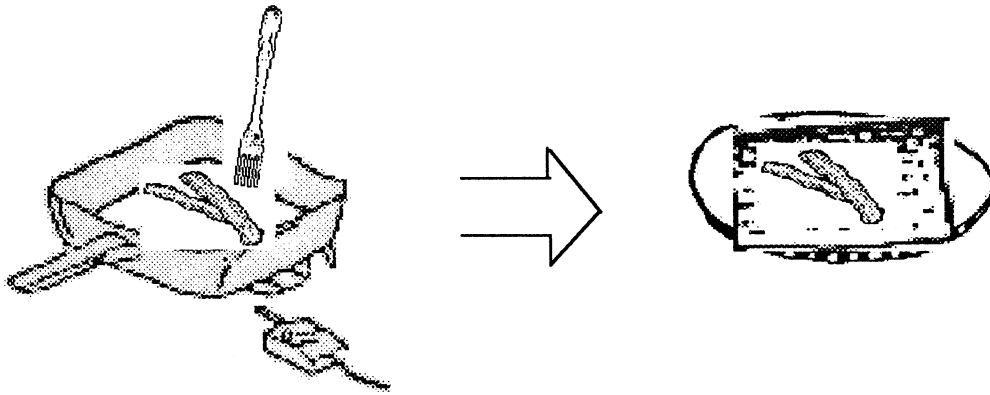
3.



668

Tear sheets of paper towel and place on serving platter.

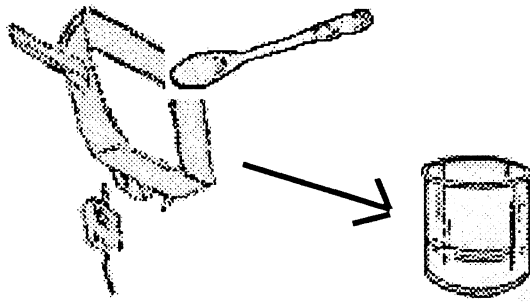
4.



Turn bacon over to cook other side. Put browned bacon on serving platter.

---

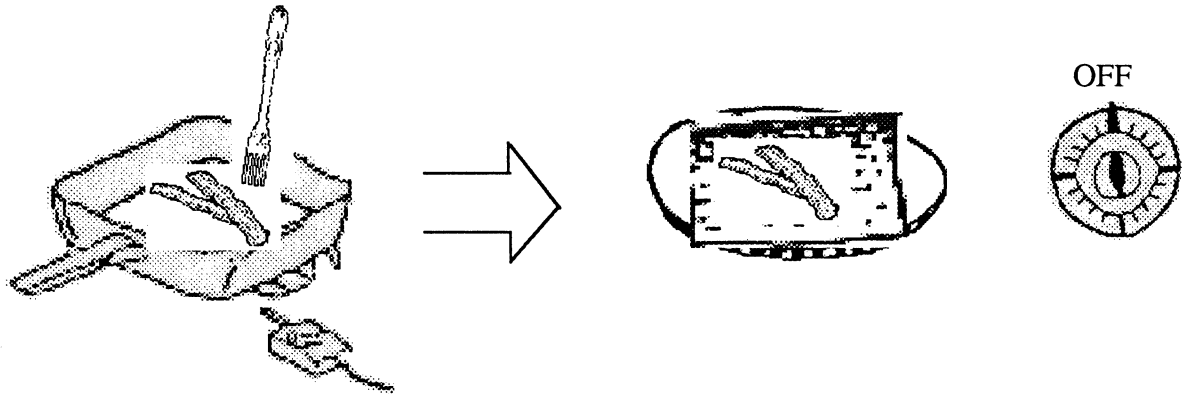
5.



Lift up one side of frypan. Spoon grease from the corner of pan into empty can.

---

6.



Cook the rest of the bacon. Place on platter. Turn frypan OFF.

## BACON

### You Need:

bacon  
tongs  
fork  
electric frypan  
empty can  
paper towels  
serving platter  
spoon

1. Turn frypan on to 300 °.
2. Open package of bacon. Lay strips of bacon in electric frypan.
3. Tear off sheets of paper towel and place on serving platter.
4. Turn bacon over to cook other side. Put browned bacon on serving platter.
5. Lift up one side of frypan. Spoon grease from corner of pan into empty can.
6. Cook rest of bacon. Place on platter. Turn frypan OFF.