

# Christmas Rice Krispie Treats


## You Need:



2 Tblespoons  
butter



2 cups mini  
marshmallows




2 cups + 1/2 cups  
Rice Krispies



1/4 teaspoon  
vanilla



Pam




water




large bowl



1/2 cup dry  
measuring cup



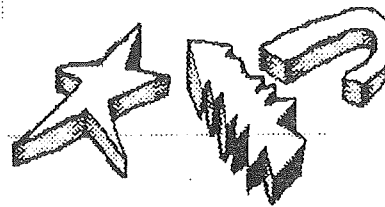
1 cup dry  
measuring cup



food coloring  
(optional)



candy decorations  
(optional)




molds from  
Mouldings



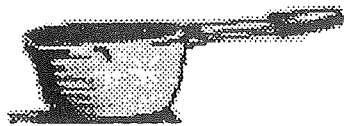
tablespoon




1/4 teaspoon



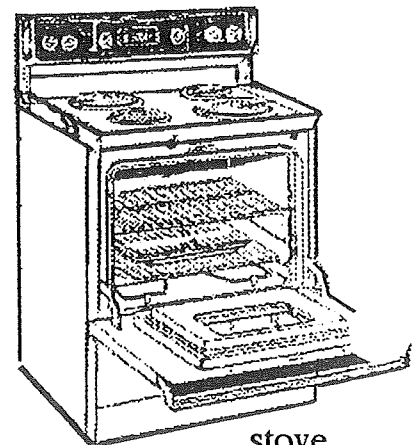
wooden spoon




saucepan



plastic wrap

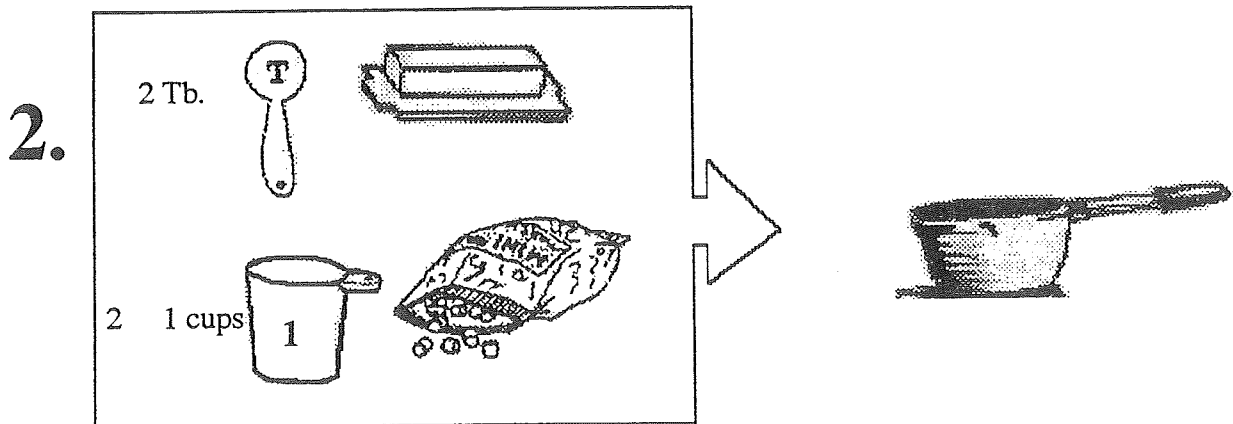


stove




Measure 2 cups + 1/2 cup Rice Krispies cereal into large bowl. SET ASIDE.

---



Measure and put 2 Tb. butter and 2 cups miniature marshmallows into a saucepan.

---




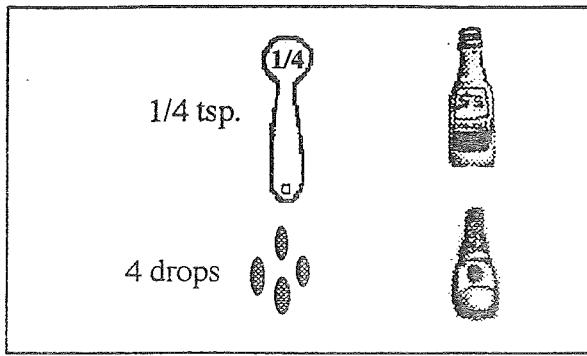
Put saucepan on stove. Turn to MEDIUM LOW heat. Stir until melted together. Turn stove OFF.

---



Remove pan from heat.


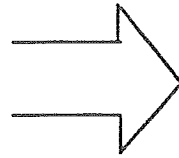
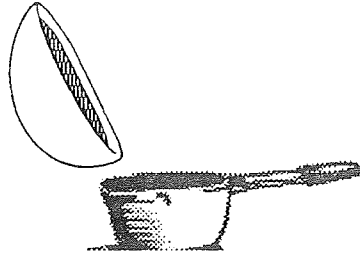
4.



Measure and add 1/4 tsp. vanilla and 4 drops food coloring into saucepan. Stir.

---


5.



Add Rice Krispies to syrup in pan. Stir together until well mixed.

---

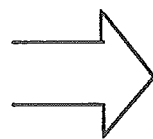

6.



Spray molds with Pam.

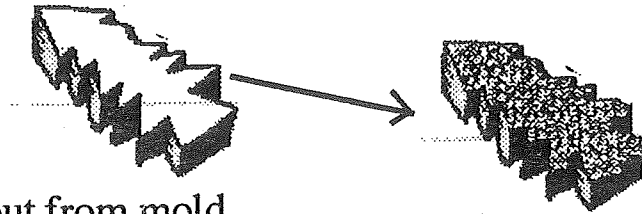
---

7.



Wet hands. Press cereal mixture into mold with your hands.

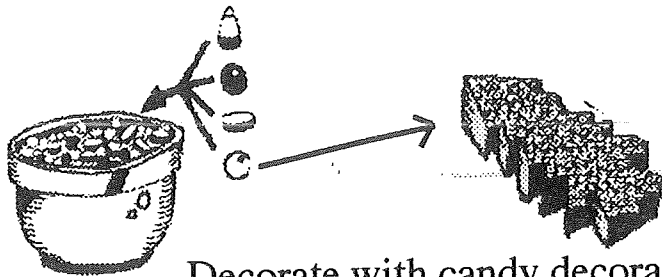
8.



Tip cereal out from mold.

---

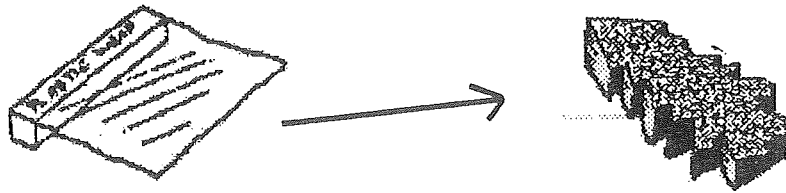
9.



Decorate with candy decorations.

---

10.



Wrap with plastic.

## CHRISTMAS RICE KRISPIE TREATS

### You Need:

2 Tb. butter  
2 cups miniature marshmallows  
2 -1/2 cups Rice Krispies cereal  
Pam spray  
food coloring (optional)  
candy decorations  
water  
1/4 teaspoon

1/2 cup dry measuring cup  
1 cup dry measuring cup  
large bowl  
saucepan  
wooden spoon  
plastic wrap  
molds from Mouldings  
tablespoon

1. Measure 2 cups + 1/2 cup Rice Krispie cereal into a large bowl. SET ASIDE.
2. Measure 2 Tb. butter and 2 cups miniature marshmallows into saucepan.
3. Put pan on stove and turn to MEDIUM LOW heat. Stir until melted together. Remove pan from heat.
4. Measure 1/4 tsp. vanilla and 4 drops of food coloring into pan. Stir together well.
5. Add Rice Krispies to syrup in pan. Mix syrup and cereal together until well mixed.
6. Spray molds with Pam.
7. Wet hands. Press cereal mixture into mold with your hands.
8. Tip cereal out from mold.
9. Decorate with candy decorations.
10. Wrap with plastic wrap.