


Popcorn Wreaths


You Need:



1/4 cup butter



1 - 10 oz. pkg.
miniature marshmallows



water



Pam spray



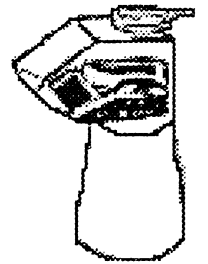
1/2 cup gum drops
(5 oz. pkg.)



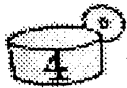
4 drops green
food coloring



1/2 cup
popcorn



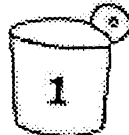
popcorn popper
(Hot Air)



1/4 cup dry
measuring cup




1/2 cup dry
measuring cup



1 cup dry
measuring cup



saucepan




wooden spoon




large bowl



8 qt. large bowl



2 paper plates
(9-inch)



colander
with lid



plastic wrap

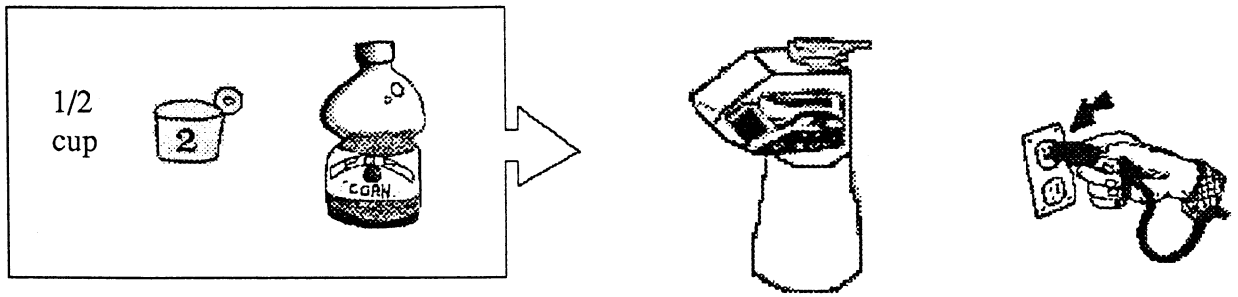


wax paper

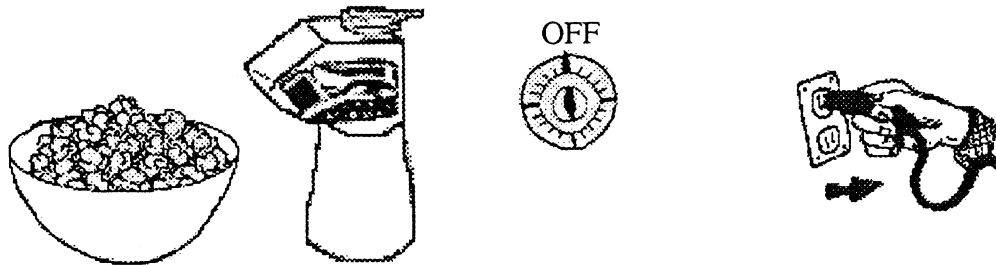


stove

1.




Measure 1/2 cup popcorn. Put into popcorn popper. Plug in popper. Turn on.



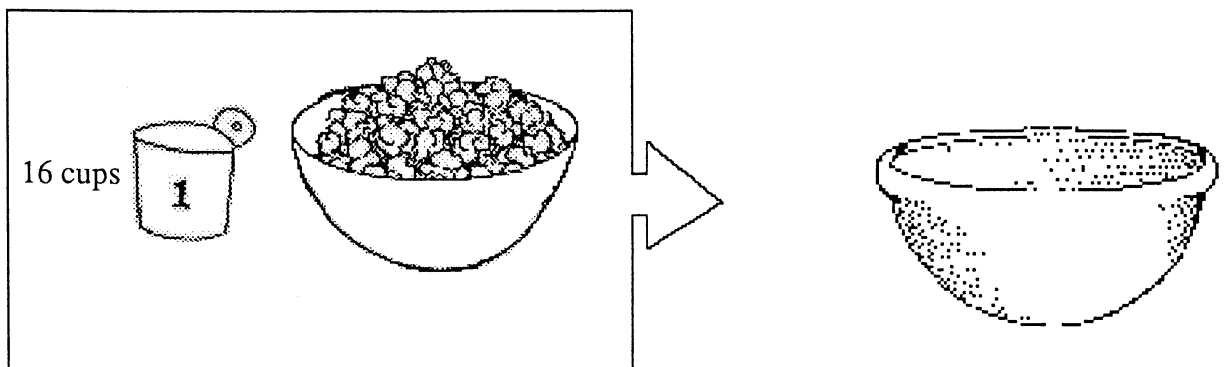
Place large 8 qt. bowl under popper to catch popcorn.
Turn popper OFF. Unplug popper.

2.



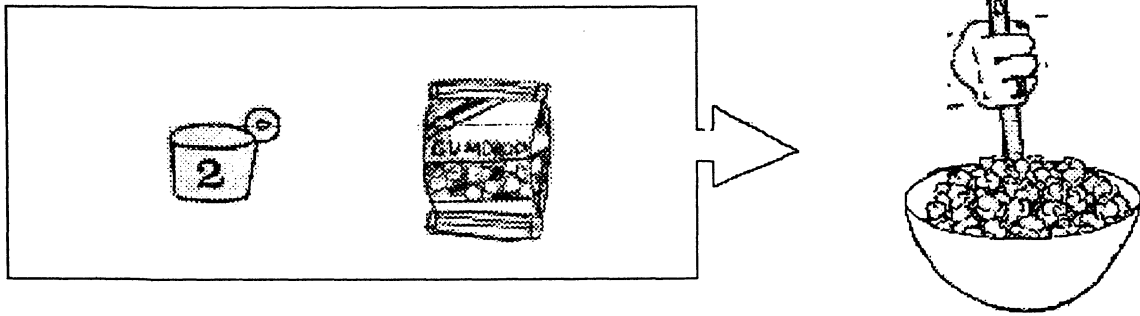
Put popcorn in colander with lid. Shake over sink to remove any unpopped kernels. Put in bowl.

3.



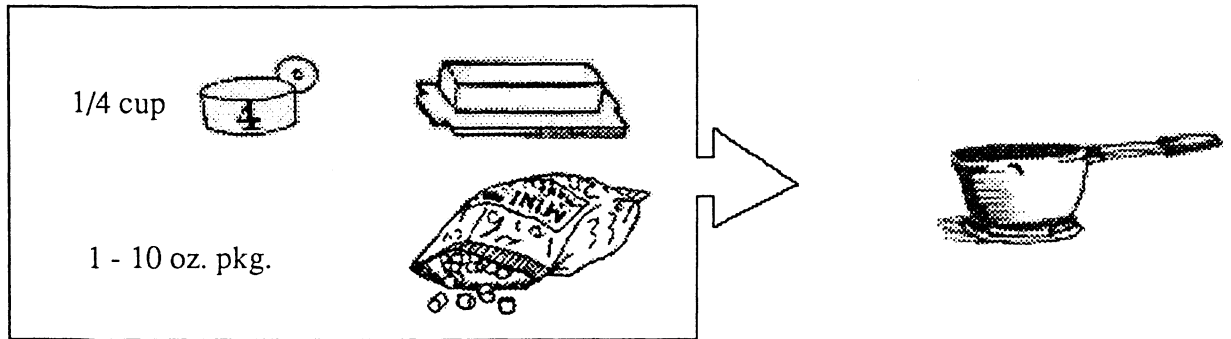
Measure 16 cups of popcorn and place in 8 qt. large bowl.

4.



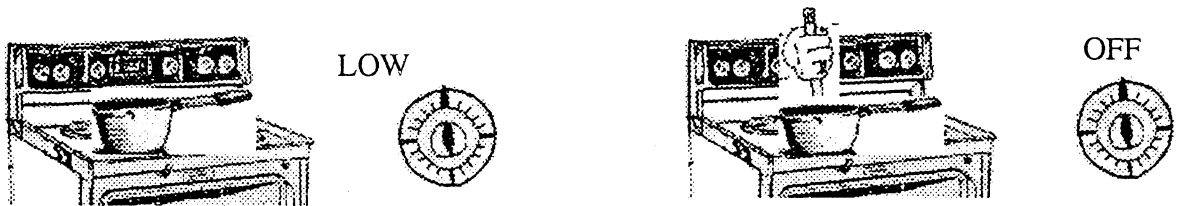
Measure 1/2 cup gumdrops. Stir into popcorn.

5.



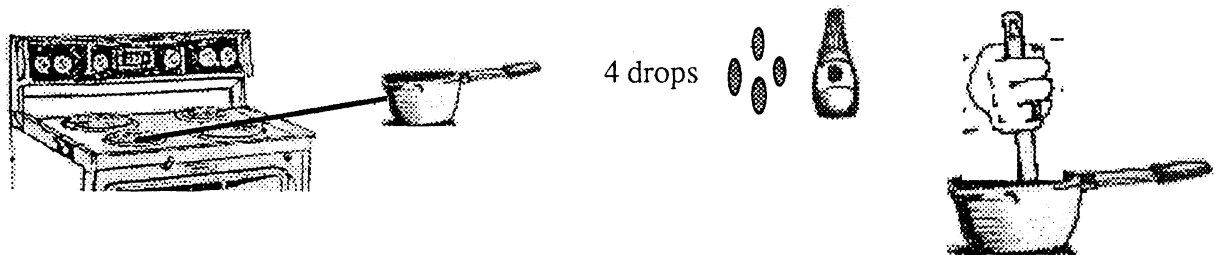
Measure 1/4 cup butter and 1 - 10 oz. pkg. miniature marshmallows.
Put in sauce pan.

6.



Put pan on stove. Turn heat to LOW.
Stir until melted. Turn stove OFF.

7.




Remove from heat. Add 4 drops of green food coloring. Stir.

8.

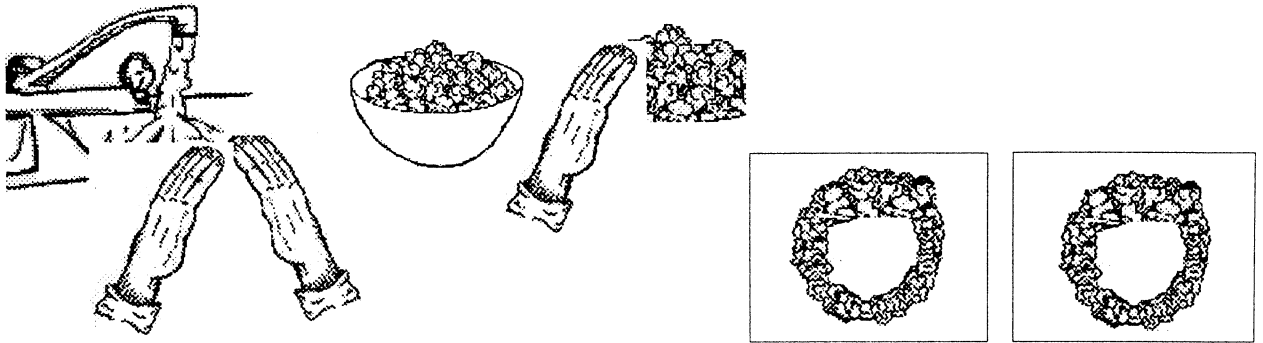


Pour marshmallow mixture into popcorn. Stir together well.

9.




Spray Pam on 2 pieces of wax paper.



Wet hands with water. Divide popcorn in half and shape into 2 wreaths.

10.



Place on top of paper plate. ~~44~~ Wrap with plastic wrap when cool.

POPCORN WREATH

You Need:

1/2 cup popcorn	popcorn popper (Hot Air)
1 - 10 Oz. pkg miniature marshmallows	1/4 cup dry measuring cup
1/4 cup butter	1/2 cup dry measuring cup
1/2 cup gumdrops (5 oz. pkg.)	1 cup dry measuring cup
Pam spray	wooden spoon
4 drops green food coloring	saucepan
water	8 qt. large bowl
	large bowl
	colander with lid
	plastic wrap
	wax paper
	stove
	2 paper plates (9-inch)

1. Put 1/2 cup popcorn into hot air popcorn popper. Plug into wall. Turn ON. Place large bowl next to popper to catch popcorn. Turn popper OFF. Unplug.
2. Put popcorn in colander with lid and shake upside down over sink to remove any unpopped kernels. Put in large bowl.
3. Measure 16 cups popcorn back into 8 qt. bowl.
4. Measure 1/2 cup gum drops (5 oz. pkg.). Stir into popcorn.
5. Measure 1/4 cup butter and 1 - 10 oz. pkg. miniature marshmallow. Put in saucepan.
6. Place on stove. Turn heat to LOW. Stir to melt. Turn stove OFF.
7. Remove from the heat. Add 4 drops of green food coloring. Stir.
8. Pour marshmallow mixture into popcorn. Stir together well.
9. Spray Pam on 2 pieces of wax paper. Wet hands under water. Divide popcorn in half and shape into 2 wreaths.
10. Place on top of paper plate. Wrap with plastic wrap when cool.