

# Halloween Rice Krispie Treats


## You Need:



2 Tablespoons  
butter



2 cups mini  
marmalows



2 cups + 1/2 cups  
Rice Krispies



1/4 teaspoon  
vanilla



Pam spray



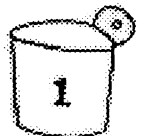
water



large bowl



1/2 cup dry  
measuring cup




1/2 cup dry  
measuring cup



food coloring



candy decorations  
(optional)




molds from  
mouldings



1 Tablespoon



1/4 teaspoon



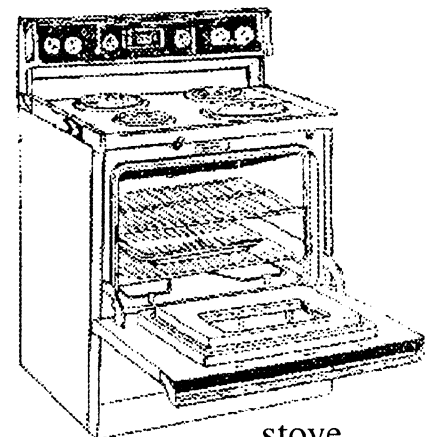
wooden spoon



saucepan

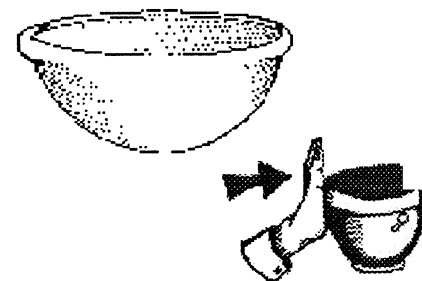
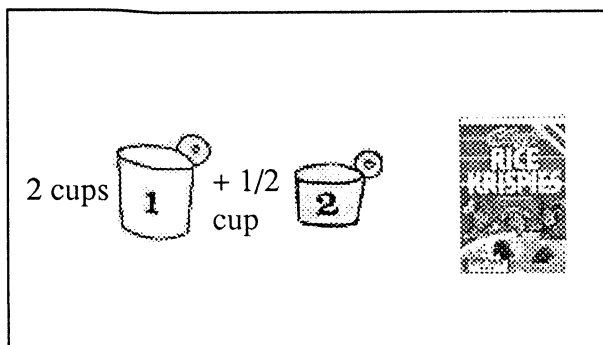


plastic wrap



stove

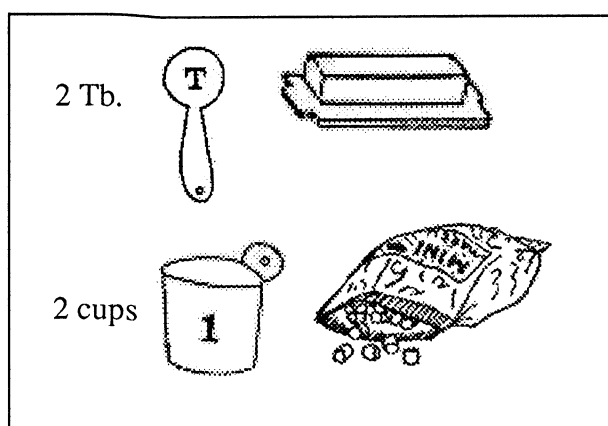
1.



Measure 2 cups + 1/2 cup Rice Krispie cereal in a large bowl. SET ASIDE.

---


2.




Measure and add 2 Tb. butter and 2 cups miniature marshmallows in a saucepan.

---

3.



MEDIUM LOW



OFF



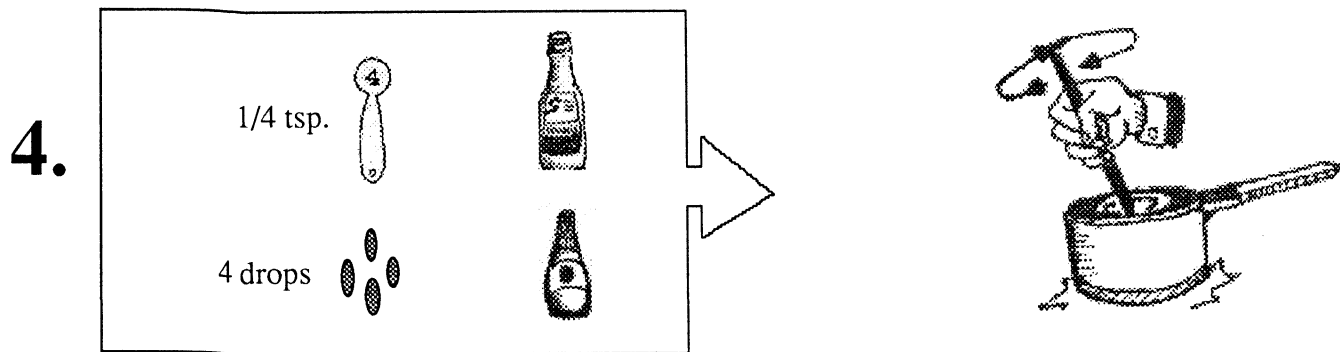
Put saucepan on stove, turn to MEDIUM LOW heat.  
Stir until melted together. Turn stove OFF.

---



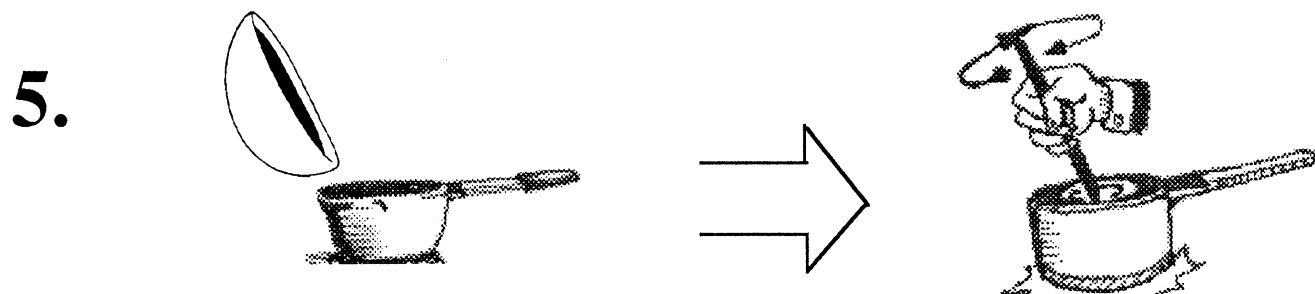
611

Remove pan from heat.



Measure and add 1/4 tsp. vanilla and 4 drops food coloring to saucepan. Stir.

---



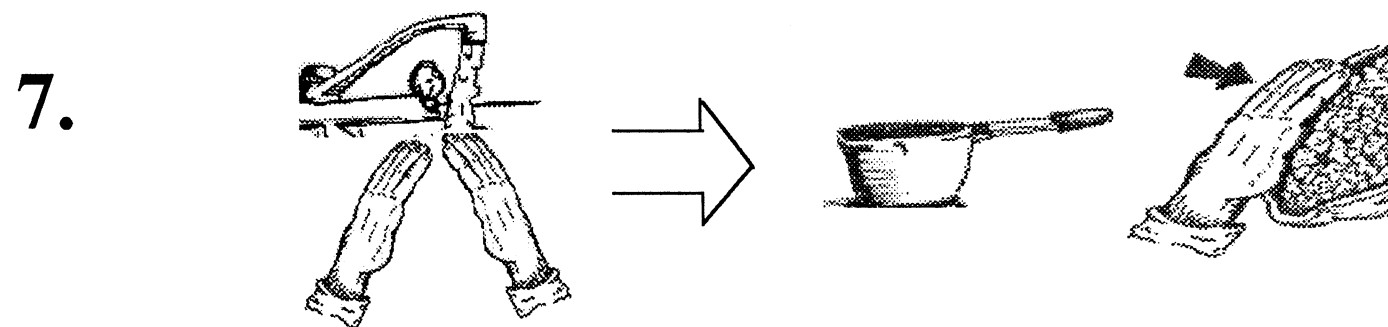
Add Rice Krispies to syrup in pan. Stir together until well mixed.

---



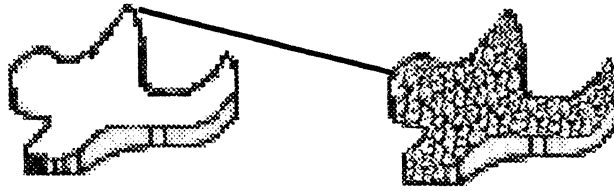
Spray molds with Pam spray.

---



Wet hands. Press cereal mixture into mold with your hands.

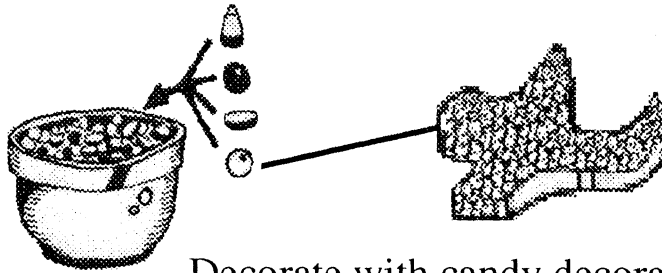
8.



Tip cereal out from mold.

---


9.



Decorate with candy decorations.

---

10.



Wrap with plastic.

## HALLOWEEN RICE KRISPIE TREATS

### You Need:

2 Tb. butter  
2 cups miniature marshmallows  
2 1/2 cups Rice Krispie cereal  
Pam spray  
food coloring (optional)  
candy decorations  
water  
1/4 teaspoon  
Tablespoon

1/2 cup dry measuring cup  
1 cup dry measuring cup  
large bowl  
saucepan  
wooden spoon  
plastic wrap  
Molds from Mouldings

1. Measure 2 cups + 1/2 cup Rice Krispie cereal in a bowl. SET ASIDE.
2. Measure 2 Tb. butter and 2 cups miniature marshmallows in saucepan.
3. Put pan on stove, turn to MEDIUM LOW heat. Stir until melted together. Remove pan from heat.
4. Measure 1/4 tsp. vanilla and 4 drops of food coloring to pan. Stir together well.
5. Add Rice Krispies to syrup in pan. Mix syrup and cereal together until well mixed.
6. Spray molds with Pam spray.
7. Wet hands. Press cereal mixture into mold with your hands.
8. Tip cereal out from mold.
9. Decorate with candy decorations.
10. Wrap with plastic wrap.