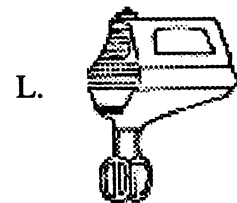





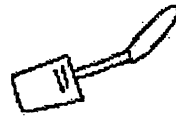


FINAL TEST

I. Matching - match word with picture of item.

- _____ 1. rolling pin
- _____ 2. small bowl
- _____ 3. pitcher
- _____ 4. rubber spatula
- _____ 5. frying pan
- _____ 6. peeler
- _____ 7. handmixer
- _____ 8. knife
- _____ 9. silverware
- _____ 10. can opener



II. How much is it?

- a. $1/4 \text{ c.} + 1/2 \text{ c.} =$ _____ cup
- b. $1/3 \text{ c.} + 1/3 \text{ c.} =$ _____ cup
- c. $1/2 \text{ c.} + 1/2 \text{ c.} =$ _____ cup
- d. $1/8 \text{ c.} + 1/8 \text{ c.} =$ _____ cup
- e. $1/4 \text{ c.} + 3/4 \text{ c.} =$ _____ cup

III. Match - draw lines from the abbreviations to the middle words.



Tb. ----- Tablespoon

tsp.

tbs.

tbspn.

teasp.

C.

teaspoon

cup

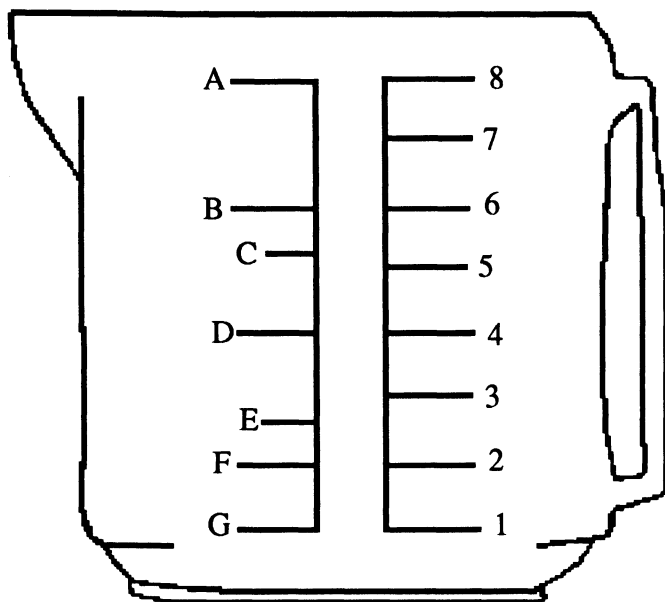
c.

t.

T.



IV. Identify on liquid measuring cup A-G and list the amounts you can measure on those lines.



A _____ cup

C _____ cup

E _____ cup

G _____ cup

B _____ cup

D _____ cup

F _____ cup

What is one thing you would measure in this cup? _____


V. Match the cooking term with its action picture.

- _____ 1. beat
- _____ 2. peel
- _____ 3. grease & flour
- _____ 4. drain
- _____ 5. pour
- _____ 6. bring to a boil
- _____ 7. chop
- _____ 8. set timer
- _____ 9. put in oven
- _____ 10. can opener
- _____ 11. wash
- _____ 12. turn burner up
- _____ 13. preheat oven
- _____ 14. turn over

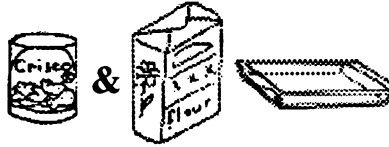
A.



B.



C.



D.



E.




F.



G.



H.




I.



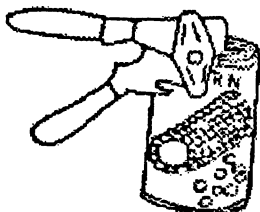
J.




K.



L.




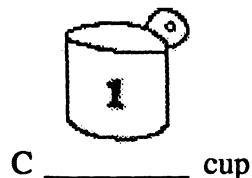
M.



N.

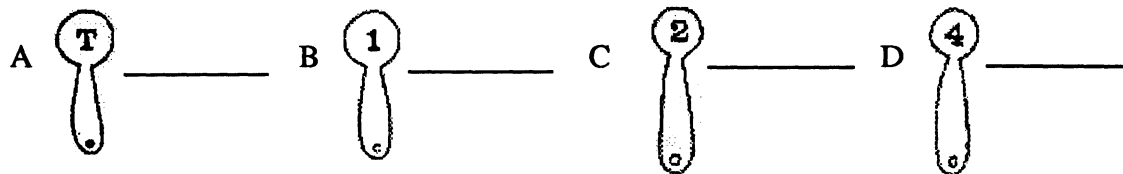


VI. Identify and tell the amounts for the dry measuring cups.



What is one food item you would measure in these dry cups?

VII. Identify and tell the amounts for the set of measuring spoons.



What is one thing you would measure using these spoons? _____

VIII. Match foods with four Food Groups - (More than one answer per Blank).

- _____ 1. Bread & Cereal
- _____ 2. Fruit & Vegetable
- _____ 3. Meat
- _____ 4. Milk & Dairy

- A. eggs
- B. corn
- C. apple
- E. oatmeal
- F. tator tots
- G. milk
- H. orange
- J. ice cream

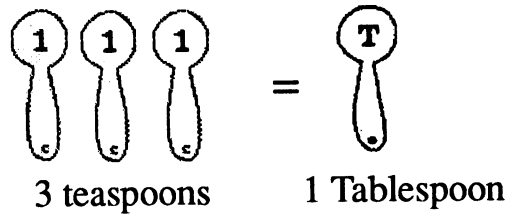
IX. Match

- _____ 1. 1/2 cup
- _____ 2. 2 Tb.
- _____ 3. 2/3 cup
- _____ 4. 1/2 tsp. + 1/2 tsp.
- _____ 5. 1/4 tsp. + 1/2 tsp.
- _____ 6. 1/2 c. + 1/2 c.
- _____ 7. 3/4 cup

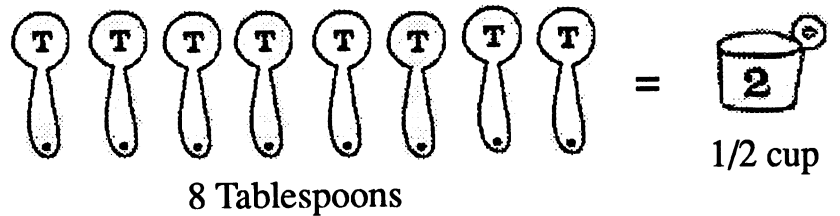
- a. 1 cup
- b. 3/4 tsp.
- c. 1/4 c. + 1/4 c.
- d. 1/8 cup
- e. 1/4 c. + 1/2 c.
- f. 1 tsp.
- g. 1/3 cup + 1/3 cup

X. True or False - Equivalents


1. _____



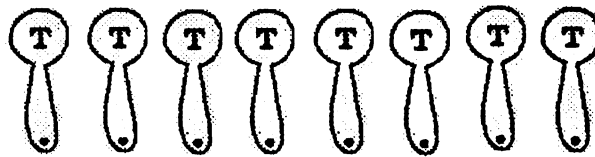
2. _____



3. _____



4. _____

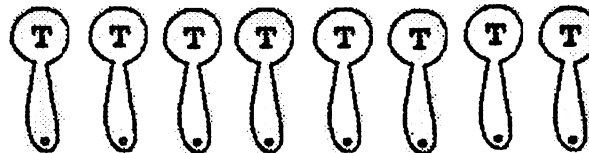



8 Tablespoons



1/2 cup

5. _____



16 Tablespoons



3/4 cup

6. _____



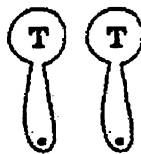
1/8 teaspoon

=



pinch

7. _____



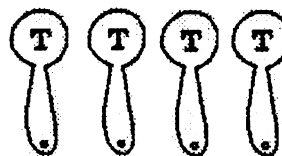
2 Tablespoons

=



1/8 cup

8. _____



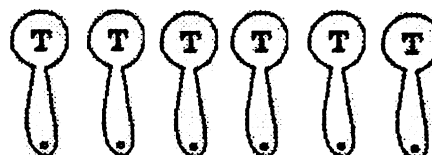
4 Tablespoons

=



1/4 cup

9. _____



5 - 1/3 Tablespoons

=



1/4 cup

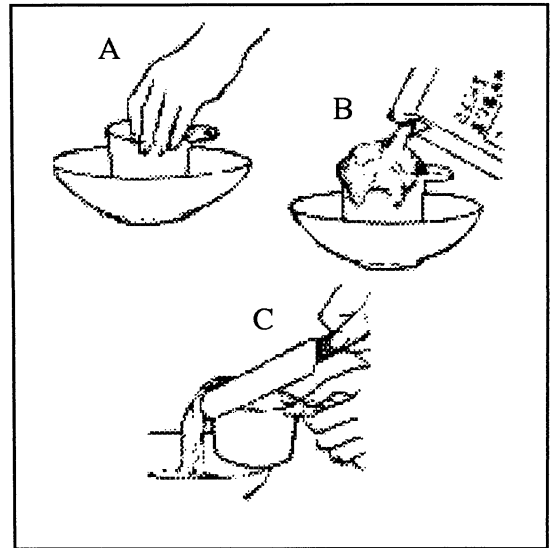
XI. Write the steps for the following:

White sugar -

- a) _____

- b) _____

- c) _____

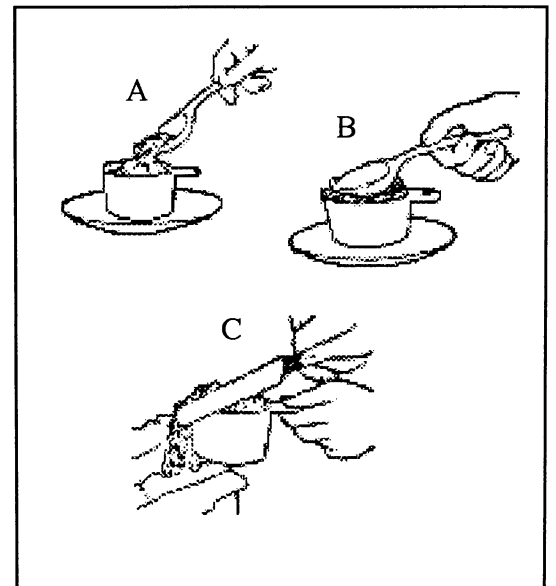


Brown sugar -

- a) _____

- b) _____

- c) _____



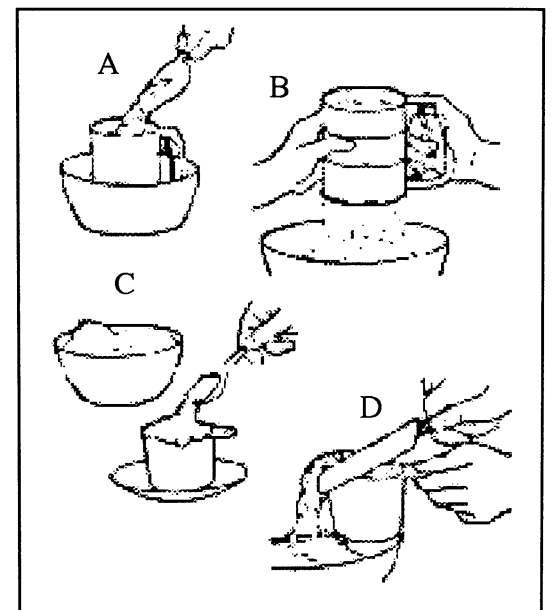
Flour -

- a) _____

- b) _____

- c) _____


- d) _____



FINAL TEST

I. Matching - match word with picture of item.

- | | | |
|---------------|-----|----------------|
| <u> </u> B | 1. | rolling pin |
| <u> </u> H | 2. | small bowl |
| <u> </u> I | 3. | pitcher |
| <u> </u> E | 4. | rubber spatula |
| <u> </u> C | 5. | frying pan |
| <u> </u> D | 6. | peeler |
| <u> </u> L | 7. | handmixer |
| <u> </u> K | 8. | knife |
| <u> </u> F | 9. | silverware |
| <u> </u> G | 10. | can opener |



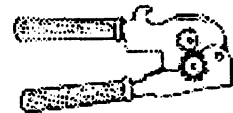
E.



F.



G.




H.



I.



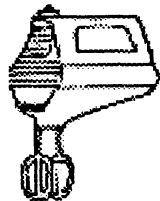
J.



K.



L.



II. How much is it?

- | | | | |
|----|-------------------------------------|--------------------|-----|
| a. | $1/4 \text{ c.} + 1/2 \text{ c.} =$ | <u> 3/4 </u> | cup |
| b. | $1/3 \text{ c.} + 1/3 \text{ c.} =$ | <u> 2/3 </u> | cup |
| c. | $1/2 \text{ c.} + 1/2 \text{ c.} =$ | <u> 1 </u> | cup |
| d. | $1/8 \text{ c.} + 1/8 \text{ c.} =$ | <u> 1/4 </u> | cup |
| e. | $1/4 \text{ c.} + 3/4 \text{ c.} =$ | <u> 1 </u> | cup |

III. Match - draw lines from the abbreviations to the middle words.

Tb. Tablespoon

tsp. teaspoon

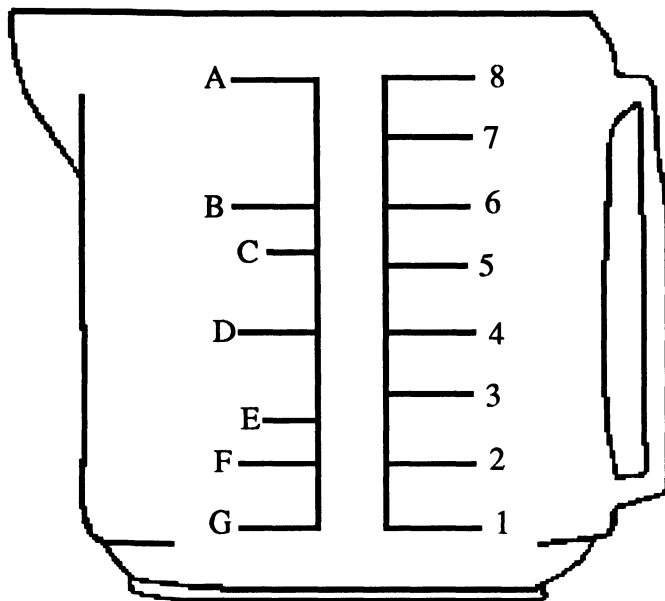
tbs. Tablespoon

tbspn. Tablespoon

teasp. teaspoon

c. cup

IV. Identify on liquid measuring cup A-G and list the amounts you can measure on those lines.



A 1 cup

B 3/4 cup

C 2/3 cup

D 1/2 cup

E 1/3 cup

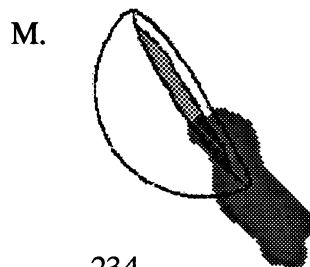


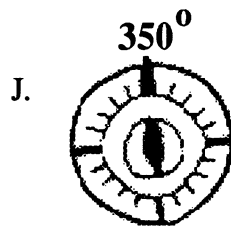

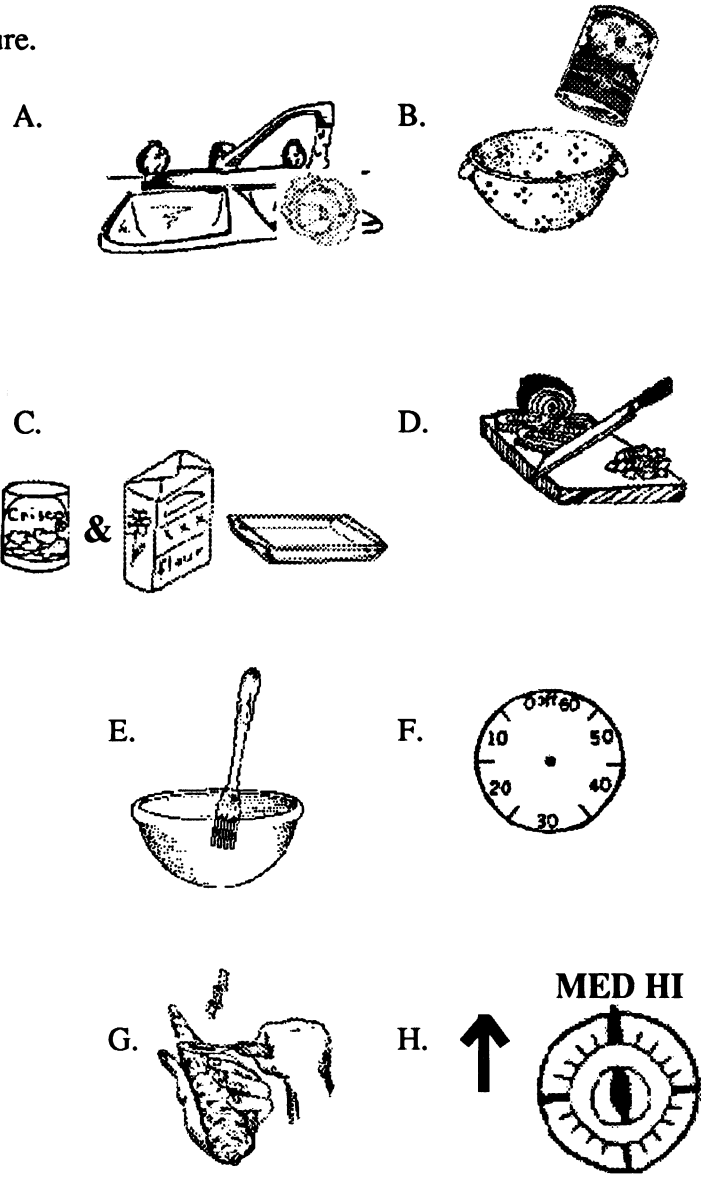
F 1/4 cup

G 1/8 cup

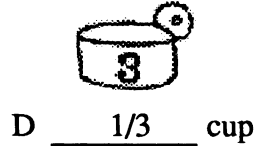
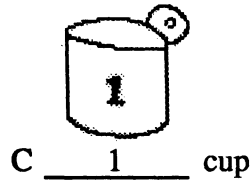
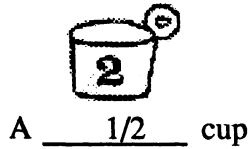
What is one thing you would measure in this cup? 233 liquid _____

V. Match the cooking term with its action picture.

- E 1. beat
- G 2. peel
- C 3. grease & flour
- B 4. drain
- M 5. pour
- N 6. bring to a boil
- D 7. chop
- L 8. open can
- F 9. set timer
- K 10. put in oven
- A 11. wash
- H 12. turn burner up
- J 13. preheat oven
- I 14. turn over

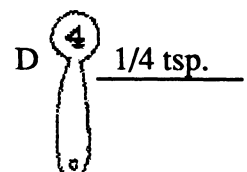
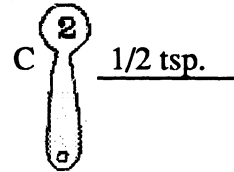
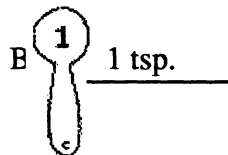
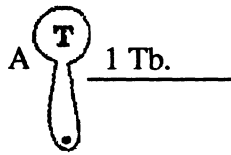


VI. Identify and tell the amounts for the dry measuring cups.



What is one food item you would measure in these dry cups?

VII. Identify and tell the amounts for the set of measuring spoons.



What is one thing you would measure using these spoons? salt, cinnamon, soda

VIII. Match foods with four Food Groups - (More than one answer per Blank).

<u> e </u>	1.	Bread & Cereal	A.	eggs	F.	tator tots
<u> b,c,d,f,h </u>	2.	Fruit & Vegetable	B.	corn	G.	milk
<u> a </u>	3.	Meat	C.	apple	H.	orange
<u> g,j </u>	4.	Milk & Dairy	E.	oatmeal	J.	ice cream

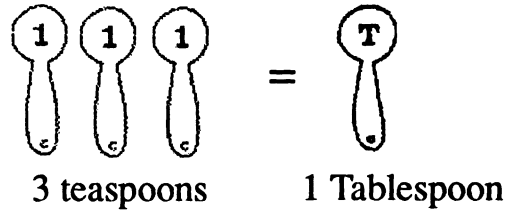
IX. Match

<u>C</u>	1.	1/2 cup
<u>D</u>	2.	2 Tb.
<u>G</u>	3.	2/3 cup
<u>F</u>	4.	1/2 tsp. + 1/2 tsp.
<u>B</u>	5.	1/4 tsp. + 1/2 tsp.
<u>A</u>	6.	1/2 c. + 1/2 c.
<u>E</u>	7.	3/4 cup

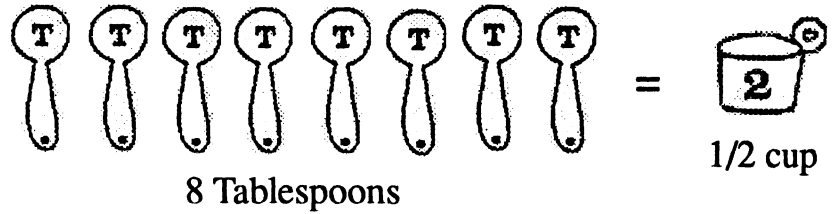
- a. 1 cup
- b. 3/4 tsp.
- c. 1/4 c. + 1/4 c.
- d. 1/8 cup
- e. 1/4 c. + 1/2 c.
- f. 1 tsp.
- g. 1/3 cup + 1/3 cup

X. True or False - Equivalents


1. TRUE



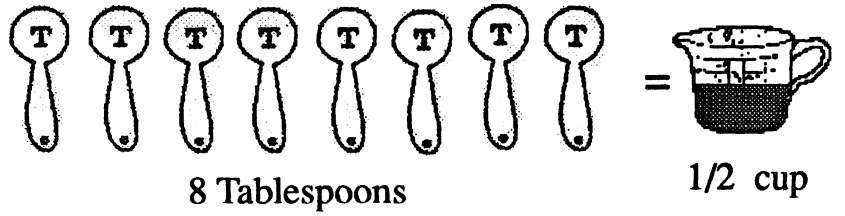
2. TRUE



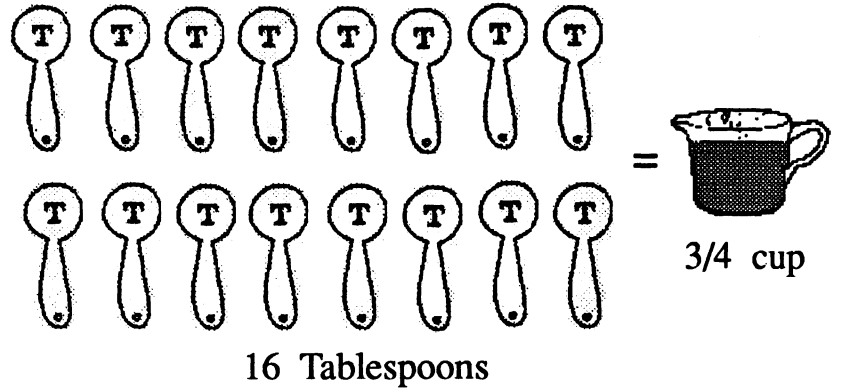
3. TRUE



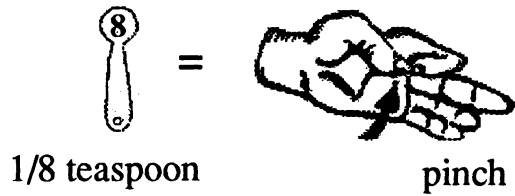
4. TRUE



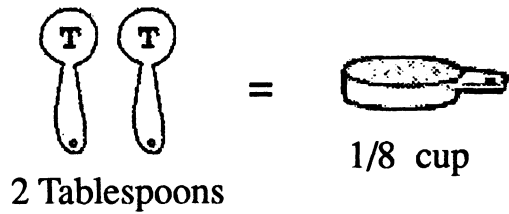
5. FALSE



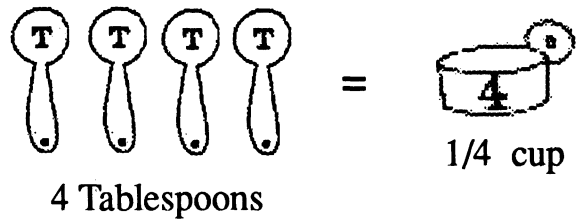
6. TRUE



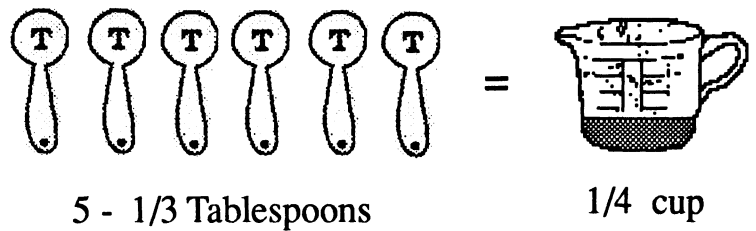
7. TRUE



8. TRUE



9. FALSE



XI. Write the steps for the following:

White sugar -

a) Set up the measuring cup.

b) Fill the measuring cup.

c) Level off the ingredient.

Brown sugar -

a) Fill the measuring cup.

b) Pack the brown sugar.

c) Level off the brown sugar.

Flour -

a) Fill the sifter.

b) Fill the measuring cup.

c) Fill the measuring cup.

d) Level off the flour.

