


Packaged Hot Cocoa

You Need:



1 pkg. cocoa mix



water



1 cup liquid
measuring cup



drinking
mug

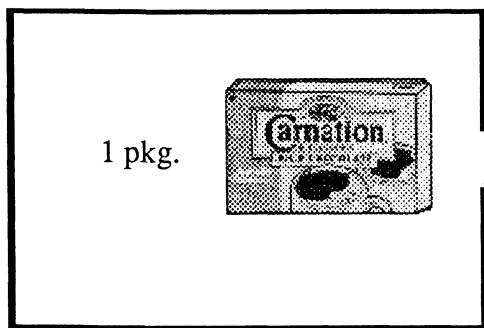


saucepan


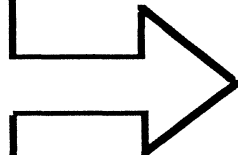


spoon

1.




1 pkg.

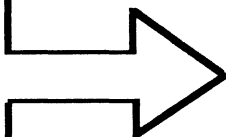



Open the package of cocoa and pour into cup.


2.




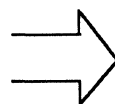
1 cup



Measure 1 cup water. Pour into pan.



HIGH

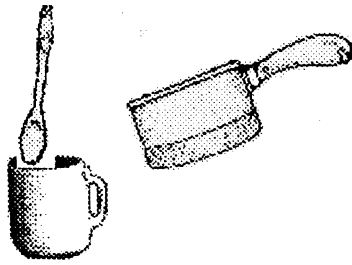


OFF



Put pan on stove. Turn stove to HIGH. Bring water to a BOIL.
Turn stove OFF.

3.



Carefully, pour water into mug with cocoa. Stir.

PACKAGED HOT COCOA

You Need:

1 pkg. cocoa mix
water
liquid measuring cup
saucepan
drinking mug
spoon

1. Open the package of cocoa and pour into cup.
2. Measure 1 cup water. Pour into pan. Put pan on stove. Turn stove to HIGH. Bring water to a boil. Turn stove OFF.
3. Carefully, pour water into mug with cocoa. Stir.